2026

MOLECULAR DIAGNOSTIC

PRODUCT CATALOG

VITROSENS

V7

IN
TEST
WE
TRUST

Contents

ABOUT US 4

DEVICE 6

PCR KITS 7

GASTROENTERITIS PATHOGENS 8

RESPIRATORY PATHOGENS 12

SEXUALLY TRANSMITTED INFECTION PATHOGENS 14

BLOOD DISEASE 16

ANTIBIOTIC RESISTANCE 17

CENTRAL NERVOUS SYSTEM (CNS) PATHOGENS 18

URINARY TRACT INFECTION (UTI) PATHOGENS 19

TROPICAL PATHOGENS 20

MAGNETIC BEAD-BASED SYSTEM 21

AUTOMATED NUCLEIC ACID EXTRACTION SYSTEMS 22

MAGNETIC BEAD BASED NUCLEIC ACID EXTRACTION KITS 25

SPIN COLUMN EXTRACTION 29

UNIVERSAL MEDIUMS 30

ABOUT US

| Our Story |

Vitrosens Biotechnology Inc., founded in Türkiye, has brought together R&D, production, and sales, since our establishment, to provide and develop accurate, game-changing in vitro diagnostic solutions. The company is a leading diagnostics firm committed to advancing science and improving the world through innovative technologies and groundbreaking research.

Our company operates the largest rapid test kit facility in Türkiye, and our manufacturing processes are carried out under ISO 13485: 2016 compliant quality systems. Our quality management systems have a Medical Device Single Audit Program (MDSAP) standards. The company's success is founded on our expertise in molecular biology, genetics, in-vitro-diagnostic (IVD), and point-of-care testing (POCT).

| Quality Standards | MDSAP

MEDICAL DEVICE SINGLE AUDIT PROGRAM

The Medical Device Single Audit Program enables an Auditing Organization recognized by MDSAP to perform a sole regulatory audit for a medical device manufacturer, meeting the applicable requirements of the regulatory authorities involved in the program.

Jurisdictions:

- Therapeutic Goods Administration of Australia
- Brazil's Agência Nacional de Vigilância Sanitária
- Health Canada
- U.S. Food and Drug Administration

Australian Government
Department of Health and Ageing
Therapeutic Goods Administration

ANVISA

FDA

Health Canada Santé Canada

| Certificates |

- Republic of Türkiye Ministry of Health
- Medical Device Single Audit Program (MDSAP)
- Free Sales Certificates – From Türkiye, the UK and the European Union
- Republic of Türkiye Ministry of Agriculture and Forestry
- Therapeutic Goods Administration (TGA)
- Medicines and Healthcare products Regulatory Agency of UK (MHRA)
- ISO 13485:2016
- ISO 14644-1 Cleanrooms and Associated Controlled Environments approved Class 8 Production Area

| Our Solutions |

- Rapid Test Kits Development
- Molecular Products Development
- Diagnostic Device Development
- OEM (Original Equipment Manufacturer)
- ODM (Original Design Manufacturer)
- Lyophilized Solution for MDx Solutions
- Immunofluorescence Assay Development

| Why Vitrosens? |

- Broad Test Spectrum
- Innovative IVD Products
- Experienced R&D and P&D Team
- Central Location- Fast Delivery to All The World
- Daily Production Capacity: 500.000 Tests
- 10.000 m^2 Facility Area
- Environmental Sustainability

| Global Presence |

+50 Countries

6 Continents

+200 Partner Companies

+100M Production Capacity

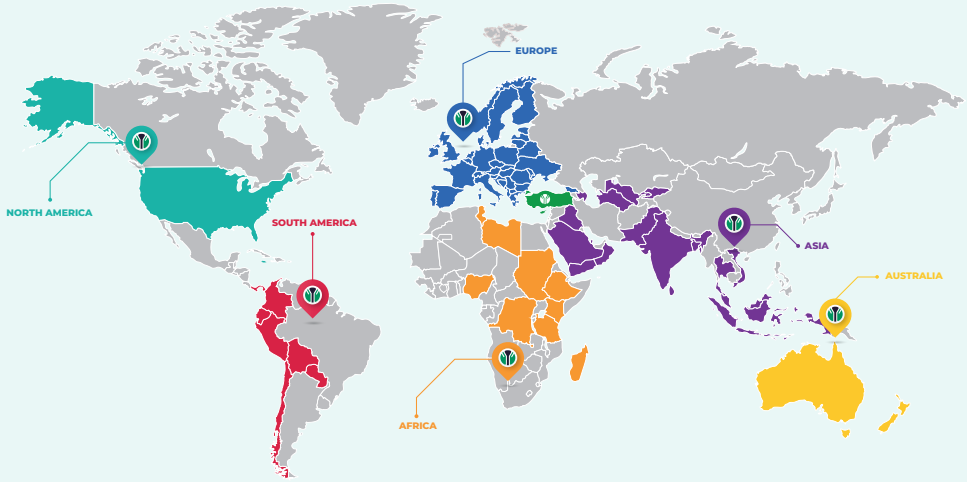

| Vitrosens Core Technology Platforms |

- Colloidal Gold - Latex
- Immunofluorescence
- Molecular Diagnostic
- Biomaterial
- FIA Instrument
- Molecular Instrument

| Our Brands |

| RapidFor | VetFor | MagFast | ChainPro | ChainFor | MagPro |

| ViraSens | LyoSens | FIAPro | DrugFor | VNFOR | VTFOR |

|Polymerase Chain Reaction Systems |

The PCR Instruments are a specialized laboratory device used for quantitative polymerase chain reaction (qPCR). It is designed for real-time PCR, which allows for the monitoring and quantification of DNA amplification as it occurs during the reaction. The instruments are a valuable tool in various fields, including molecular biology, genetics, microbiology, and medical research.

- Improved optical system for high specificity and sensitive detection.
- Reduced operating time.
- Power-off protection. Avoid the loss of experimental data and waste of reagents due to abrupt power-off.
- High sample throughput in diagnostic lab applications.

CHAINPRO

Real-Time Fluorescence Quantitative PCR Instrument

The Real-Time Fluorescence Quantitative PCR Instrument is a portable real-time quantitative PCR system with 16 sample capabilities designed for PCR detection.

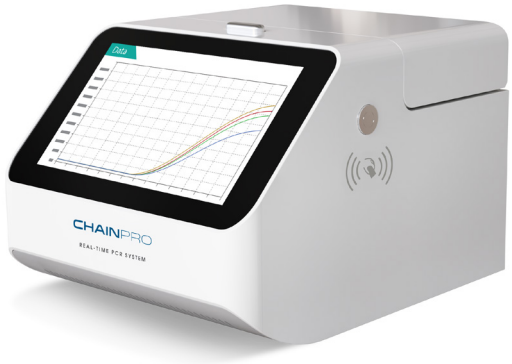

CE IVDR

| Performance Parameters |

REF No.	NGX16-4F
Detection Throughput	16 well
Fluorescence Channel	**4 Channels**
Compatible Fluorophores	Channel 1: FAM, SYBR Green I, SYTO 9, Eva Green, LC Green; Channel 2: HEX, VIC, TET, JOE Channel 3: ROX, Texas Red ; Channel 4: CY5
Light Source	High-Brightness, Long-Life, Maintenance-Free LEDs
Applicable Consumables	0.2 ml Transparent Single Tube and 8 Consecutive Tubes
Average Rate Of Warming	5.5°C/s
Average Cooling Rate	4.5°C/s
Temperature Uniformity	±0.3°C
Temperature Accuracy	±0.1°C
Hot Lid Temperature Range	Room Temperature ~105°C
Fluorescence Repeatability	CV≤3%
Sample Repeatability	CV≤3%
Fluorescence Linearity	The linear regression coefficient r≥0.990
Sample Linearity	The linear regression coefficient r≥0.980
Software Analysis Capabilities	It can support qualitative, relative quantitative, absolute quantitative, dissolution curve and other analysis
Open Mode	Support reagent open and reagent closed (achieved by swiping card) two modes
Display Screen	7-inch Full-color High-definition LCD Capacitive Screen
Report Printing	1. USB, cloud or computer report management software
Connection	Wired, Wireless WiFi
Power-Off Protection	Instantaneous power-off protection to continue running unfinished experiments after instrument restart
Size	214mm(W) * 203mm(L) * 168mm(H)
Weight	5kg
Features:	**· Simplicity, · Precise, · Cloud connectivity, · Reagent blocking**

CHAINFOR

PCR Kits

The ChainFor™ PCR Kits are a set of reagents, enzymes, and buffers designed for conducting the polymerase chain reaction (PCR). The ChainFor™ PCR Kit is provided in an easy-to-use Master and Oligomix format. ChainFor™ PCR Master Mix and Oligomix contain preoptimized concentrations of DNA Polymerase and MgCl2, plus dNTPs and an innovative PCR buffer specially developed for PCR. The kit enables success in monoplex, multiplex, and Panel PCR. There is no need to optimize reaction conditions (e.g., the concentrations of primers, Mg2+, and Taq DNA polymerase) and cycling parameters due to unique preoptimized reagents included in the kit.

LyoSens™

Lyophilized PCR Kits

Lyophilized PCR kits are a type of molecular biology product used for polymerase chain reaction amplification of DNA. These kits contain the necessary reagents, enzymes, and buffers for performing PCR, but the components are stabilized through lyophilization, which involves freezing the reagents and then removing the frozen solvent (usually water) under reduced pressure, leaving behind a dry and stable product.

Advantages
- Long Shelf Life
- Room Temperature Storage
- Reduced Risk of Contamination
- Instant Reagent Availability
- Space and Weight Efficiency
- Ease of Use

0.2 ml Single Flat Cap PCR Tube Format

0.2 ml 8-Strip Format

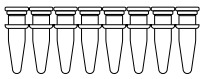

PCR Workflow

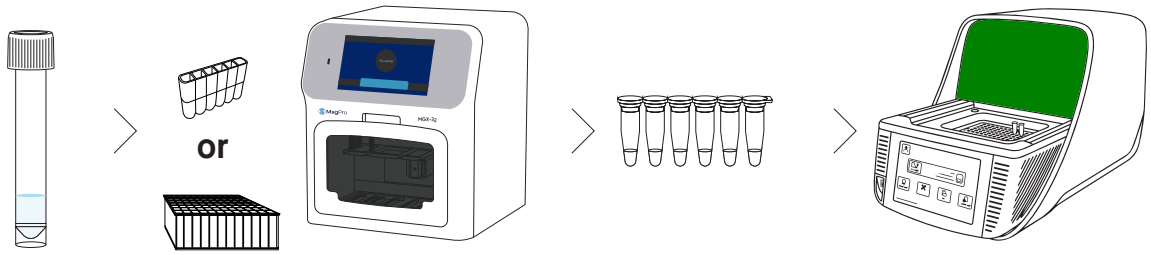

| Gastroenteritis ID-23 Genotyping qPCR Kit |

The Gastroenteritis ID-23 Genotyping qPCR Kit is a diagnostic tool for detecting and genotyping various gastroenteritis-causing agents (viruses, bacteria, and parasites) from rectal or stool swab samples. It employs Real-Time PCR technology to simultaneously identify up to 23 different targets, including a human genome control and uses multiple fluorescent channels for detection.

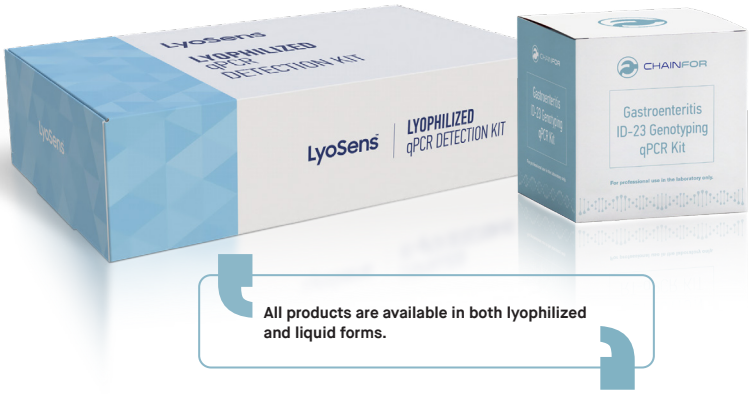

All products are available in both lyophilized and liquid forms.

Target	Oligomix 1	Oligomix 2	Oligomix 3	Oligomix 4	Oligomix 5	Oligomix 6	Oligomix 7
Salmonella spp.	FAM						
Campylobacter spp.	CY5						
Vibrio parahaemolyticus	ROX						
RNase P (Internal Control)	HEX						
Vibrio cholerae		FAM					
Plesiomonas shigelloides		ROX					
Shigella/Enteroinvasive E. coli (EIEC)		CY5					
Enteroaggregative E. coli (EAEC)			FAM				
Shiga toxin producing E. coli (STEC)			ROX				
Enteropathogenic E. coli (EPEC)			CY5				
Enterotoxigenic E. coli (ETEC)			HEX				
Clostridium difficile				FAM			
Clostridium difficile toxin A				HEX			
Clostridium difficile toxin B				ROX			
Clostridium difficile binary toxin A/B				FAM, ROX, HEX			
Sapovirus (GI/GII/GIV/GV)					FAM		
Norovirus (GI/GII)					ROX		
Adenovirus						FAM	
Giardia lamblia						HEX	
Entamoeba histolytica						ROX	
Cryptosporidium spp.						CY5	
Cyclospora cayetanensis							FAM
Astrovirus							HEX
Rotavirus (A/B)							CY5

| ALL GASTROENTERITIS PATHOGENS PRODUCTS |

Ref. No	Name	Target	Status
PCR132	**Gastroenteritis Viral ID-5 Genotyping qPCR Kit**	**Virus:** Sapovirus (GI/GII/GIV/GV), Astrovirus, Norovirus (GI/GII), Rotavirus (A/B), Adenovirus	CE
PCR134	**Gastroenteritis Bacterial ID-14 Genotyping qPCR Kit**	**Bacteria:** *Salmonella spp. , Campylobacter spp., Vibrio parahaemolyticus , Vibrio cholerae, Plesiomonas shigelloides, Shigella/Enteroinvasive E. coli (EIEC), Enteroaggregative E. coli (EAEC), Enteropathogenic E. coli (EPEC), Enterotoxigenic E. coli (ETEC), Clostridium difficile , Clostridium difficile toxin A, Clostridium difficile toxin B, Clostridium difficile binary toxin A/B, Shiga toxin-producing E. coli (STEC)*	CE
PCR135	**Gastroenteritis Parasitic ID-4 Genotyping qPCR Kit**	**Parasite:** *Giardia lamblia, Entamoeba histolytica, Cryptosporidium spp., Cyclospora cayetanensis*	CE
PCR133	**Gastroenteritis ID-23 Genotyping qPCR Kit**	**Bacteria:** *Salmonella spp., Campylobacter spp., Vibrio parahaemolyticus, Vibrio cholerae, Plesiomonas shigelloides, Shigella/Enteroinvasive E. coli (EIEC), Enteroaggregative E. coli (EAEC), Shiga toxin-producing E. coli (STEC), Enteropathogenic E. coli (EPEC), Enterotoxigenic E. coli (ETEC), Clostridium difficile, Clostridium difficile toxin A, Clostridium difficile toxin B, Clostridium difficile binary toxin A/B* **Parasite:** *Giardia lamblia, Entamoeba histolytica, Cryptosporidium spp., Cyclospora cayetanensis* **Virus:** Sapovirus (GI/GII/GIV/GV), Norovirus (GI/GII), Adenovirus , Astrovirus , Rotavirus (A/B)	CE
PCR04	**Salmonella spp. qPCR Kit**	*Salmonella spp.*	CE
PCR05	**Campylobacter spp. qPCR Kit**	*Campylobacter spp.*	CE
PCR06	**Yersinia enterocolitica qPCR Kit**	*Yersinia enterocolitica*	CE
PCR07	**Shigella (EIEC) qPCR Kit**	**Bacteria:** *Shigella + Enteroinvasive E. coli (EIEC)*	CE
PCR08	**Clostridium difficile qPCR Kit**	*Clostridium difficile*	CE
PCR09	**Clostridium difficile Toxin A qPCR Kit**	*Clostridium difficile toxin A*	CE
PCR10	**Clostridium Difficile Toxin B qPCR Kit**	*Clostridium difficile toxin B*	CE
PCR11	**Clostridium difficile Toxin A/B Genotyping qPCR Kit**	*Clostridium difficile binary toxin A + B*	CE
PCR12	**Adenovirus qPCR Kit**	Adenovirus	CE

| ALL GASTROENTERITIS PATHOGENS PRODUCTS |

Ref. No	Name	Target	Status
PCR13	**Astrovirus qPCR Kit**	Astrovirus	CE
PCR16	**Rotavirus qPCR Kit**	Rotavirus A+B	CE
PCR17	**Sapovirus qPCR Kit**	Sapovirus GI+GII+GIV+GV	CE
PCR18	**Cryptosporidium qPCR Kit**	*Cryptosporidium spp.*	CE
PCR19	**Entamoeba histolytica qPCR Kit**	*Entamoeba histolytica*	CE
PCR20	**Giardia qPCR Kit**	*Giardia lamblia*	CE
PCR21	**Dientamoeba fragilis qPCR Kit**	*Dientamoeba fragilis*	CE
PCR22	**Vibrio vulnificus qPCR Kit**	*Vibrio vulnificus*	CE
PCR24	**EHEC/EPEC/EIEC Genotyping qPCR Kit**	*E. coli EHEC / EPEC / EIEC*	CE
PCR25	**ETEC/EIEC Genotyping qPCR Kit**	*E. coli ETEC / EIEC*	CE
PCR26	**Aeromonas/Yersinia enterocolitica Genotyping qPCR Kit**	*Aeromonas spp. / Yersinia enterocolitica*	CE
PCR28	**Salmonella/Campylobacter/Shigella (EIEC) Genotyping qPCR Kit**	*Salmonella spp. / Campylobacter spp. / Shigella+EIEC*	CE
PCR29	**Salmonella/Campylobacter/Yersinia enterocolitica Genotyping qPCR Kit**	*Salmonella spp. / Campylobacter spp./ Yersinia enterocolitica*	CE
PCR30	**Norovirus qPCR Kit**	Norovirus GI + GII	CE
PCR31	**Blastocystis hominis/Dientamoeba fragilis Genotyping qPCR Kit**	*Blastocystis hominis + Dientamoeba fragilis*	CE

| ALL GASTROENTERITIS PATHOGENS PRODUCTS |

Ref. No	Name	Target	Status
PCR32	**Cryptosporidium/Giardia/E. histolytica Genotyping qPCR Kit**	*Cryptosporidium + Giardia + Entamoeba histolytica*	CE
PCR43	**HEV qPCR Kit**	Hepatitis E	CE
PCR77	**Rota/Adeno Genotyping qPCR Kit**	Rotavirus A+B / Adenovirus	CE
PCR50	**Parechovirus qPCR Kit**	Parechovirus	CE
PCR155	**Gastroenteritis v1.0 Genotyping qPCR Kit**	**Bacteria:** *Campylobacter spp. , Clostridium difficile toxin A/B, Escherichia coli O157, Shigella / Enteroinvasive E. coli (EIEC), Shiga toxin-producing E. coli (STEC), Yersinia enterocolitica, Salmonella spp.*	CE

| Respiratory ID-28 Genotyping qPCR Kit |

The Respiratory Infection ID-28 Genotyping qPCR Kit is a diagnostic tool for detecting and genotyping various respiratory agents (viruses and bacteria) from various respiratory sample types. It uses Real-Time PCR technology to simultaneously identify up to 28 different targets, including a human genome control and employs multiple fluorescent channels for detection.

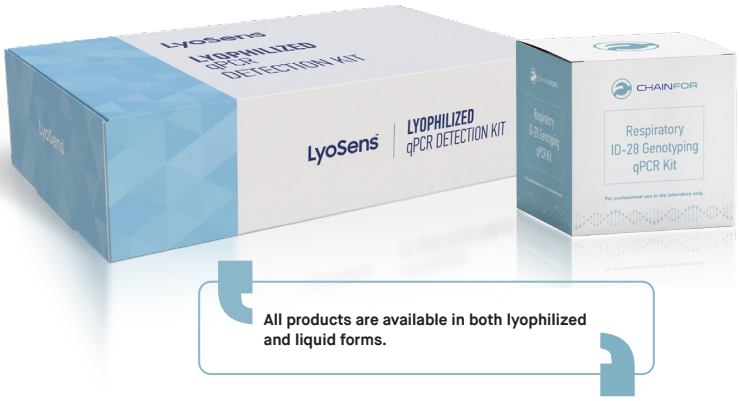

All products are available in both lyophilized and liquid forms.

Target	Oligomix 1	Oligomix 2	Oligomix 3	Oligomix 4	Oligomix 5	Oligomix 6	Oligomix 7	Oligomix 8
SARS-CoV-2	FAM							
Influenza A	ROX							
Influenza B	CY5							
RNase P (Internal Control)	HEX							
Human Parainfluenza 3		FAM						
Mycoplasma pneumoniae		HEX						
Bordetella pertussis		CY5						
Adenovirus			FAM					
Streptococcus pneumoniae			HEX					
Moraxella catarrhalis			CY5					
Chlamydophila pneumoniae			ROX					
Human Coronavirus NL63				FAM				
Human Parainfluenza 4				ROX				
Human Parechovirus				HEX				
Human Metapneumovirus				CY5				
Human Coronavirus OC43					FAM			
RSV					HEX			
Parainfluenza 1					ROX			
Human Coronavirus 229E						FAM		
Streptococcus pyogenes						ROX		
Legionella pneumophila						CY5		
Human Bocavirus						HEX		
Human Coronavirus HKU1							FAM	
Human Rhinovirus							CY5	
Human Parainfluenza 2							ROX	
Enterovirus							HEX	
Staphylococcus aureus								FAM
Klebsiella pneumoniae								CY5
Haemophilus influenzae								ROX

| ALL RESPIRATORY PATHOGENS PRODUCTS |

Ref. No	Name	Target	Status
PCR106	**SARS-CoV-2 qPCR Kit**	SARS-CoV-2	CE
PCR01	**SARS-CoV-2/FLU Genotyping qPCR Kit**	SARS-CoV-2 (N1,N2), Influenza A / Influenza B	CE
PCR02	**SARS-CoV-2/FLU/RSV Genotyping qPCR Kit**	**Virus:** SARS-CoV-2, Flu (A,B), RSV	CE
PCR116	**Respiratory ID-28 Genotyping qPCR Kit**	**Bacteria :** *Mycoplasma pneumoniae , Bordetella pertussis , Streptococcus pneumoniae , Moraxella catarrhalis , Chlamydophila pneumoniae , Streptococcus pyogenes , Legionella pneumophila , Staphylococcus aureus , Klebsiella pneumoniae , Haemophilus influenzae* **Virus:** SARS-CoV-2 , Influenza A , Influenza B , Human Parainfluenza 3 , Adenovirus , Human Coronavirus NL63 , Human Parainfluenza 4 , Human Parechovirus , Human Metapneumovirus, Human Coronavirus OC43 , Respiratory Syncytial Virus (RSV) , Human Parainfluenza 1 , Human Coronavirus 229E , Human Bocavirus , Human Coronavirus HKU1 , Human Rhinovirus , Human Parainfluenza 2 , Enterovirus	CE
PCR03	**Respiratory ID-4 Genotyping qPCR Kit**	**Virus:** SARS-CoV-2 (N1,N2), Influenza A / Influenza B / RSV A+B	CE
PCR82	**MTB/non-TB Genotyping qPCR Kit**	**Bacteria:** *Mycobacterium tuberculosis / non-tuberculosis (Mycobacterium avium+kansasii+intracellulare+abscessus, marseillense)*	CE
PCR114	**SARS-CoV-2 Multiplex qPCR Kit**	SARS-CoV-2 ORF1 gene / S gene / N gene	CE
PCR126	**H1N1 qPCR Kit**	Influenza A (H1N1)	CE
PCR34	**Mycoplasma pneumoniae qPCR Kit**	*Mycoplasma pneumoniae*	CE
PCR35	**Streptococcus pneumoniae qPCR Kit**	*Streptococcus pneumoniae*	CE
PCR36	**Legionella pneumoniae qPCR Kit**	*Legionella pneumonia*	CE
PCR37	**FLU A + B qPCR Kit**	Influenza A + B	CE
PCR38	**FLU A ID-4 Genotyping qPCR Kit**	**Virus:** Influenza A H1Nx / Influenza A H3Nx / Influenza A H5Nx / Influenza A H7Nx	CE
PCR39	**FLU ID-3 Genotyping qPCR Kit**	**Virus:** Influenza A / Influenza B / Influenza A (H1Nx)	CE
PCR40	**FLU ID-2 Genotyping qPCR Kit**	**Virus:** Influenza A / Influenza B	CE
PCR49	**hMPV qPCR Kit**	Human Metapneumovirus (hMPV)	CE
PCR51	**Rhinovirus qPCR Kit**	Rhinovirus	CE
PCR52	**Bordetella pertussis qPCR Kit**	*Bordetella pertussis*	CE
PCR53	**Moraxella catarrhalis qPCR Kit**	*Moraxella catarrhalis*	CE
PCR62	**Measles qPCR Kit**	Measles Virus	CE
PCR74	**Mumps qPCR Kit**	Mumps Virus	CE

| STI ID-12 Genotyping qPCR Kit |

The STI ID-12 Genotyping qPCR Kit is a diagnostic tool designed for the qualitative detection of sexually transmitted infections (STIs) caused by bacterial, viral and protozoan pathogens. It utilizes Real-Time PCR technology, which provides rapid and sensitive results in 4 tubes for the detection of up to 12 different STI pathogens. This kit is intended for in vitro diagnosis and can be applied to samples obtained from cervical swab, penile swab, vaginal swab, endocervical swab, genital fluids, and biopsies. The presence of at least one positive result for a target on the STI pathogens' genome is indicated for diagnosis. In areas where STI pathogens are prevalent, multiple discriminating targets can be used for diagnosis. The kit also includes an internal control targeting the RNase P gene in the human genome to ensure test quality and reliability.

All products are available in both lyophilized and liquid forms.

Target	Oligomix 1	Oligomix 2	Oligomix 3	Oligomix 4
Neisseria gonorrhoeae	FAM			
Gardnerella vaginalis	ROX			
Mycoplasma genitalium	CY5			
Streptococcus agalactiae	HEX			
Mycoplasma hominis		FAM		
HSV-2		ROX		
Treponema pallidum		CY5		
Chlamydia trachomatis			CY5	
Ureaplasma parvum			ROX	
RNase P (Internal Control)			HEX	
HSV-1				FAM
Trichomonas vaginalis				ROX
Ureaplasma urealyticum				CY5

| ALL SEXUALLY TRANSMITTED INFECTION PATHOGENS PRODUCTS |

Ref. No	Name	Target	Status
PCR123	**HPV ID-14 Genotyping qPCR Kit**	High risk (16,18,31,33,35,39,45,51,52,56,58,59,66,68)	CE
PCR115	**STI ID-12 Genotyping qPCR Kit**	**Bacteria :** *Neisseria gonorrhoeae , Gardnerella vaginalis , Mycoplasma genitalium , Streptococcus agalactiae , Mycoplasma hominis , Treponema pallidum , Chlamydia trachomatis , Ureaplasma parvum , Ureaplasma urealyticum* **Parasite:** *Trichomonas vaginalis* **Virus:** Herpes Simplex Virus-1 (HSV-1) , Herpes Simplex Virus-2 (HSV-2)	CE
PCR118	**Vaginosis ID-20 Genotyping qPCR Kit**	**Bacteria:** *Haemophilus ducreyi, Bacterial Vaginosis Associated Bacteria-2 (BVAB- 2), Enterococcus faecalis, Escherichia coli, Fannyhessea vaginae, Lactobacillus crispatus, Lactobacillus gasseri, Lactobacillus iners, Lactobacillus jensenii, Megasphaera phylotype 1 (MP1), Megasphaera phylotype 2 (MP2), Mobiluncus curtisii, Mobiluncus mulieris, Prevotella bivia, Staphylococcus aureus, Streptococcus agalactiae* **Fungi:** *Candida albicans, Candida glabrata, Candida tropicalis, Candida parapsilosis*	CE
PCR46	**HPV 16/18 Genotyping qPCR Kit**	HPV16 / HPV18	CE
PCR47	**Neisseria gonorrhoeae qPCR Kit**	*Neisseria gonorrhoeae*	CE
PCR48	**Chlamydia trachomatis qPCR Kit**	*Chlamydia trachomatis*	CE
PCR54	**CT/NG/MG Genotyping qPCR Kit**	**Bacteria:** *Chlamydia trachomatis + Neisseria gonorrhoeae + Mycoplasma genitalium*	CE
PCR55	**HSV-1/HSV-2/TP Genotyping qPCR Kit**	HSV 1, HSV 2, *Treponema pallidum*	CE
PCR57	**Gardnerella vaginalis qPCR Kit**	*Gardnerella vaginalis*	CE
PCR58	**Mycoplasma genitalium qPCR Kit**	*Mycoplasma genitalium*	CE
PCR59	**Trichomonas vaginalis qPCR Kit**	*Trichomonas vaginalis*	CE
PCR60	**Ureaplasma parvum qPCR Kit**	*Ureaplasma parvum*	CE
PCR61	**HSV-1/HSV-2/VZV Genotyping qPCR Kit**	HSV 1, HSV 2, Varicella-Zoster Virus	CE
PCR68	**Candida auris qPCR Kit**	*Candida auris*	CE
PCR169	**HPV ID-16 Genotyping qPCR Kit**	**14 Genotypes of hrHPV:** (16,18,31,33,35,39,45,51,52,56,58,59,66,68) **2 Genotypes of lrHPV:** (6, 11)	CE
PCR88	**CT/NG/TV Genotyping qPCR Kit**	*Chlamydia trachomatis / Neisseria gonorrhoeae / Trichomonas vaginalis*	CE
PCR167	**CT/NG/MG/TP Genotyping qPCR Kit**	**Bacteria:** *Chlamydia trachomatis + Neisseria gonorrhoeae + Mycoplasma genitalium + Treponema pallidum*	CE
PCR178	**HPV ID-14 Screening qPCR Kit**	High risk: (16,18,31,33,35,39,45,51,52,56,58,59,66,68)	CE
PCR112	**Ureaplasma urealyticum qPCR Kit**	*Ureaplasma urealyticum*	CE
PCR139	**HSV-1/HSV-2 Genotyping qPCR Kit**	Human Herpesvirus 1, Human Herpesvirus 2	CE
PCR209	**CT/NG/MG/TV Genotyping qPCR Kit**	*Chlamydia trachomatis + Neisseria gonorrhoeae + Mycoplasma genitalium +Trichomonas vaginalis*	CE

| Parvovirus B19 qPCR Kit |

The Parvovirus B19 Detection qPCR Kit is a diagnostic tool designed for the qualitative detection of human parvovirus B19 specific DNA. Human parvovirus B19, sometimes referred to as erythrovirus B19 or B19 virus. The kit is intended for in vitro diagnosis and is applied to nucleic acid isolates obtained from whole blood. Parvovirus B19 is most known for causing disease in the pediatric population; however, it can also affect adults. It is the classic cause of the childhood rash called fifth disease or erythema infectiosum, or "slapped cheek syndrome."

All products are available in both lyophilized and liquid forms.

| ALL BLOOD PATHOGENS PRODUCTS |

Ref. No	Name	Target	Status
PCR78	**HBV qPCR Kit**	Hepatitis B	RUO
PCR79	**HCV qPCR Kit**	Hepatitis C	RUO
PCR80	**HIV-1 qPCR Kit**	HIV-1 M + N + O	RUO
PCR41	**EBV qPCR Kit**	Epstein-Barr Virus	CE
PCR42	**CMV qPCR Kit**	Cytomegalovirus	RUO
PCR44	**HAV qPCR Kit**	Hepatitis A	RUO
PCR45	**HDV qPCR Kit**	Hepatitis D	RUO
PCR63	**Toxoplasma qPCR Kit**	*Toxoplasma spp.*	RUO
PCR64	**Parvovirus B19 qPCR Kit**	Parvovirus B19	CE
PCR75	**TTV qPCR Kit**	Torque Teno Virus	CE

| ABR ID-23 qPCR Genotyping Kit |

ABR ID-23 Genotyping qPCR Kit is a specialized tool used to identify the presence of antibiotic-resistant genes in bacterial samples. This technology utilizes the polymerase chain reaction (PCR) method, which amplifies specific DNA sequences, making it easier to study them in detail. By targeting genes known to confer resistance to antibiotics, the kit can quickly and accurately determine whether a bacterial strain has the potential to withstand certain antibiotics. This is crucial for guiding treatment decisions and managing antibiotic use effectively. The kit typically includes all necessary reagents and instructions for conducting the PCR, and it is designed for use in both clinical and research settings to help curb the spread of antibiotic-resistant infections.

All products are available in both lyophilized and liquid forms.

Target	Oligomix 1	Oligomix 2	Oligomix 3	Oligomix 4	Oligomix 5	Oligomix 6
ac6-1b/aacA4-Aminoglycoside	FAM					
IMP – Carbapenem resistance	CY5					
KPC – Carbapenem resistance	ROX					
RNase P (Internal Control)	HEX					
aac(6')-Ib-cr-Aminoglycoside		FAM				
NDM – Carbapenem resistance		HEX				
OXA-48 – Carbapenem resistance		CY5				
ermA-Macrolide/Clindamycin		ROX				
ermB-Macrolide/Clindamycin			FAM			
ermC-Macrolide/Clindamycin			HEX			
mecA/mecC – Methicillin resistance			CY5			
ampC-Penicillin & B-lactam			ROX			
CTX-M-Penicillin & B-lactam				FAM		
VIM-Carbapanem resistance				HEX		
SHV-Penicillin & B-lactam				CY5		
qnrA-Quinolone resistance				ROX		
qnrb-Quinolone resistance					FAM	
qnrS-Quinolone resistance					HEX	
tetM-Tetracyclines					CY5	
dfrA-Trimethoprim / Sulfamethoxazole					ROX	
vanA-Vancomycin						FAM
vanB-Vancomycin						CY5
vanC1-Vancomycin						ROX
Sul1-Trimethoprim / Sulfamethoxazole						HEX

| ALL ANTIBIOTIC RESISTANCE PRODUCTS |

Ref. No	Name	Target	Status
PCR125	**ABR ID-23 Genotyping qPCR Kit**	c6-1b/aacA4 - Aminoglycoside resistance, IMP - Carbapenem resistance KPC - Carbapenem resistance, aac(6')-Ib-cr - Aminoglycoside resistance, NDM - Carbapenem resistance, OXA-48 - Carbapenem resistance, ermA - Macrolide/Clindamycin resistance, ermB - Macrolide/Clindamycin resistance ermC - Macrolide/Clindamycin resistance, mecA/mecC - Methicillin resistance ampC - Penicillin & β-lactam resistance, CTX - Penicillin & β-lactam resistance VIM - Carbapenem resistance, SHV - Penicillin & β-lactam resistance qnrA - Quinolone resistance, qnrB - Quinolone resistance qnrS - Quinolone resistance, tetM - Tetracycline resistance dfrA - Trimethoprim/Sulfamethoxazole resistance, vanA - Vancomycin resistance vanB - Vancomycin resistance, vanC1 - Vancomycin resistance Sul1 - Trimethoprim/Sulfamethoxazole resistance	CE
PCR143	**ABR ID-12 Genotyping qPCR Kit**	CTX-M ESBL, KPC - Carbapenem resistance IMP - Carbapenem resistance, sul - Sulfonamide resistance dfrA - Trimethoprim resistance, vanB - Vancomycin resistance NDM - Carbapenem resistance, qnr - Quinolone resistance OXA-48 - Carbapenem resistance, VIM - Carbapenem resistance vanA - Vancomycin resistance, mecA/mecC - Methicillin resistance	CE

| Bacterial Meningitis Genotyping qPCR Kit |

The Bacterial Meningitis Genotyping qPCR Kit is a diagnostic tool designed for the qualitative detection of infections related to the central nervous system (CNS). It utilizes Real-Time PCR technology for rapid and sensitive results. This kit can simultaneously identify up to 7 different targets, including bacterial and fungal agents associated with these infections. The kit is intended for in vitro diagnosis and is used with nucleic acid isolates obtained from cerebrospinal fluid and blood samples. An internal control targeting the RNase P gene in the human genome is included to ensure the quality and reliability of the test. Multiple fluorescent channels (FAM, ROX, Cy5, HEX) are used for specific target identification, enhancing the accuracy of the diagnosis.

All products are available in both lyophilized and liquid forms.

Target	Oligomix 1	Oligomix 2
Neisseria meningitidis	FAM	
Haemophilus influenzae	ROX	
Streptococcus pneumoniae	CY5	
Rnase P (Internal Control)	HEX	
Escherichia Coli K1		FAM
Cryptococcus gattii/neoformans		ROX
Listeria monocytogenes		CY5
Streptococcus agalactiae		HEX

| ALL CENTRAL NERVOUS SYSTEM (CNS) PATHOGENS PRODUCTS |

Ref. No	Name	Target	Status
PCR131	**Bacterial Meningitis Genotyping qPCR Kit**	**Bacteria:** *Streptococcus pneumoniae , Streptococcus agalactiae , Listeria monocytogenes , Neisseria meningitidis , Haemophilus influenzae , Escherichia coli K1* **Fungi:** *Cryptococcus gattii/neoformans*	CE
PCR142	**H. influenzae/N. meningitidis/S. pneumoniae Genotyping qPCR Kit**	*Haemophilus influenzae , Neisseria meningitidis , Streptococcus pneumoniae*	CE

| UTI ID-27 Genotyping qPCR Kit |

The Urinary Tract Infection ID-27 Genotyping qPCR Kit is a diagnostic tool designed for the qualitative detection of urinary tract infections (UTIs). This kit is intended for in vitro diagnosis and is used to identify a range of pathogens associated with UTIs, including bacterial agents, and fungal agents. It is applied to nucleic acid isolates obtained from urine samples.

All products are available in both lyophilized and liquid forms.

Target	Oligomix 1	Oligomix 2	Oligomix 3	Oligomix 4	Oligomix 5	Oligomix 6	Oligomix 7	Oligomix 8
Staphylococcus aureus	FAM							
Acinetobacter baumannii	ROX							
Klebsiella pneumoniae	CY5							
RNase P (Internal Control)	HEX							
Staphylococcus saprophyticus		HEX						
Candida parapsilosis		ROX						
Aerococcus urinae		CY5						
Pseudomonas aeruginosa			FAM					
Enterococcus faecalis			HEX					
Enterococcus faecium			CY5					
Providencia stuartii			ROX					
Treponema pallidum				FAM				
Ureaplasma urealyticum				CY5				
Proteus vulgaris				ROX				
Candida glabrata					FAM			
Serratia marcescens					HEX			
Proteus mirabilis					CY5			
Escherichia coli					ROX			
Candida albicans						FAM		
Corynebacterium urealyticum						HEX		
Klebsiella oxytoca						CY5		
Ureaplasma parvum						ROX		
Candida auris							FAM	
Enterobacter cloacae							HEX	
Citrobacter freundii							CY5	
Candida tropicalis								FAM
Candida krusei								ROX
Streptococcus agalactiae								HEX

Ref. No	Name	Target	Status
PCR120	**UTI ID-27 Genotyping qPCR Kit**	**Bacteria:** *Staphylococcus aureus , Acinetobacter baumannii , Klebsiella pneumoniae , Staphylococcus saprophyticus , Aerococcus urinae , Pseudomonas aeruginosa , Enterococcus faecalis , Enterococcus faecium , Providencia stuartii , Treponema pallidum , Ureaplasma urealyticum , Proteus vulgaris , Serratia marcescens , Proteus mirabilis , Escherichia coli , Corynebacterium urealyticum , Klebsiella oxytoca , Ureaplasma parvum , Enterobacter cloacae , Citrobacter freundii , Streptococcus agalactiae* **Fungi:** *Candida parapsilosis , Candida glabrata , Candida albicans , Candida auris , Candida tropicalis , Candida krusei*	CE

| Dengue qPCR Kit |

The Dengue Virus Detection qPCR Kit is a powerful diagnostic tool designed to detect the presence of the dengue virus with precision and speed. Utilizing quantitative PCR (qPCR) technology, this kit allows for the accurate identification of the dengue virus in biological samples. Dengue virus infections, transmitted through mosquito bites, can vary in severity, making early detection crucial for effective patient management. With this kit, healthcare professionals can swiftly and confidently diagnose dengue infections, enabling timely treatment and surveillance in regions prone to dengue outbreaks.

All products are available in both lyophilized and liquid forms.

| ALL TROPICAL PATHOGENS PRODUCTS |

Ref. No	Name	Target	Status
PCR65	**Chikungunya qPCR Kit**	Chikungunya Virus	CE
PCR66	**Dengue qPCR Kit**	Dengue Virus	CE
PCR83	**Dengue/Chikungunya Genotyping qPCR Kit**	Dengue virus / Chikungunya virus	CE
PCR67	**Lyme Disease qPCR Kit**	*Borrelia burgdorferi*	CE
PCR69	**Malaria qPCR Kit**	*Plasmodium falciparum + Plasmodium malariae + Plasmodium ovale + Plasmodium vivax + Plasmodium knowlesi*	CE
PCR70	***Clostridium botulinum qPCR Kit***	*Clostridium botulinum*	CE
PCR71	**MPXV qPCR Kit**	Monkeypox virus	CE
PCR72	**West Nile qPCR Kit**	West Nile Virus	CE
PCR73	**Zika qPCR Kit**	Zika Virus	CE
PCR76	**CCHFV qPCR Kit**	Crimean-Congo Hemorrhagic Fever Virus	CE

MAGNETIC BEAD-BASED SYSTEM

A Magnetic Bead-Based System is a technology or method used in various fields, particularly in the fields of molecular biology, genomics, proteomics, and diagnostics. It involves the use of tiny magnetic beads (typically nanoparticles coated with a substance that binds to specific molecules) to capture, separate, purify, or manipulate specific molecules such as DNA, RNA, proteins, or other biomolecules.

Advantages

- High Specificity
- Reduced Contamination
- Wide Applicability
- Minimal Sample Loss
- Cost-Effective

| Magnetic Bead Purification |

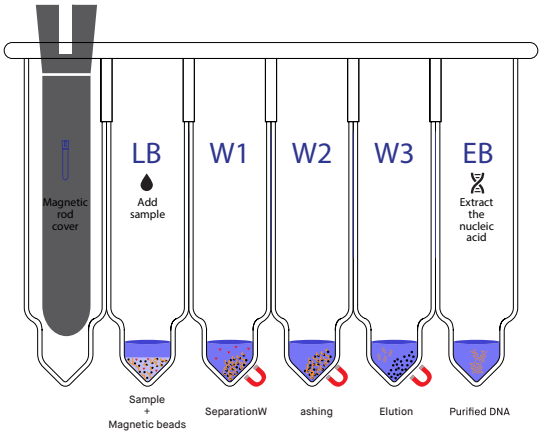

Magnetic Bead-Based Automated NA Extraction System – MGX-2

Magnetic Bead-Based Automated NA Extraction System – MGX-16

Magnetic Bead-Based Automated NA Extraction System – MGX-32

MagPro

CE IVDR

The MagPro™ devices are a fully automated Nucleic Acid Extraction System that uses a magnetic bead-based, single cartridge, and 96 well plate format to allow simultaneous extraction of samples. The magnetic beads and buffer reagents in the kit help to separate and purify high-quality nucleic acids from a variety of clinical sample sources like blood, viruses, body fluids, etc.
The principle is based upon the affinity of magnetic beads to bind to the nucleic acids at a particular pH, thus allowing easy binding and release of the nucleic acids based on the pH conditions of the buffer. The system is designed for faster isolation of purified nucleic acids.

| Magnetic Bead-Based Automated NA Extraction System – MGX-2 |



| Performance Parameters |

REF No	MGX-2
Indication	In vitro diagnostic medical device
Intended user	For professional use in laboratories with trained staff
Capacity	1–2 samples / single extraction process
Specimen types	Whole blood, CSF, plasma, serum, urine, BAL, swab, feces
Extractıon principle	Fully automated magnetic separation
Sample volume	200 µl
Elutıon volume	150 µl
Processing time (F/S)	15 - 25 Minutes
Decontamination	UV- Lamp
Dimension	17 X 23 X 20 cm
Weight	3.5 Kg
Power supply	220V–240V 50/60Hz

MagPro

CE IVDR

| Magnetic Bead-Based Automated NA Extraction System – MGX-16 |

The MagPro™ Systems performs fully automated purification of nucleic acids using magnetic beads for up to **16** samples capabilities. Automated steps include binding of nucleic acids to magnetic beads, washing, and elution of nucleic acids.
The protocol provides all the necessary instructions for the MagPro™ to carry out automated nucleic acid purification. The transfer of samples into the different reagents and the separation of the nucleic acid from magnetic beads is performed by the magnetic rows to ensure excellent reproducibility and minimize the handling time required for the extraction of the nucleic acids.

| Performance Parameters |

REF No	MGX-16
Indication	In vitro diagnostic medical device
Intended user	For professional use in laboratories with trained staff
Capacity	16 Samples
Specimen types	Whole blood, CSF, plasma, serum, urine, BAL, swab, feces
Extraction principle	Fully automated magnetic separation
Sample volume	200 µl
Elution volume	100 µl
Processing time (F/S)	15 - 25 Minutes
Decontamination	UV- Lamp
Dimension	320 × 227 × 332 mm
Weight	12.8 Kg
Power supply	220V–240V 50/60Hz

MagPro

CE IVDR

| Magnetic Bead-Based Automated NA Extraction System - MGX-32 |

The MGX-32 Automatic Nucleic Acid Purification System is a high-throughput, fully automated solution designed for efficient and reliable nucleic acid extraction. Utilizing advanced magnetic bead separation technology, it ensures consistent and contamination-free purification of DNA and RNA from diverse sample types.

Ideal for clinical diagnostics, research laboratories, and high-demand molecular workflows, the MGX-32 enhances productivity while maintaining exceptional accuracy and reproducibility.

| Performance Parameters |

REF No	MGX-32
Indication	In vitro diagnostic medical device
Intended user	For professional use in laboratories with trained staff
Capacity	32 Samples
Specimen types	Whole blood, CSF, plasma, serum, urine, BAL, swab, feces
Extraction principle	Fully automated magnetic separation
Sample volume	200 µl
Elution volume	100 µl
Processing time (F/S)	15 - 25 Minutes
Decontamination	UV- Lamp
Dimension	420 × 400 × 480 mm
Weight	33 Kg
Power supply	220V–240V 50/60Hz

MagFast

The MagFast Nucleic Acid Purification Kits are designed for the rapid isolation of nucleic acids (DNA, RNA) from viruses, bacteria, and yeast, fungi in biofluid and transport media samples. You can use the nucleic acid purified in this kit in a broad range of molecular biology downstream applications, such as sequencing and qPCR.

Advantages

- Enhanced sample throughput capability
- Generation of high yields of nucleic acid
- Isolation of pure, high-quality nucleic acid
- Attainment of a Nucleic Acid 260/280 Ratio within the range of 1.8 - 1.9

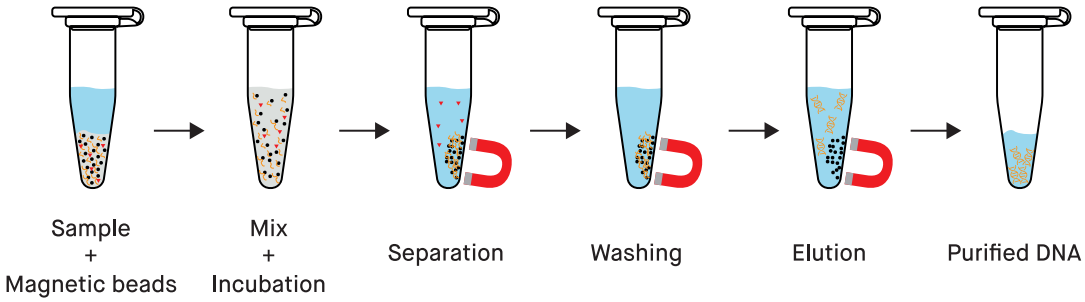

| Total Nucleic Acid Purification Kit | CE IVDR

| Products and Features |

REF No	MGF01B	**Compatible System**	KingFisher™ FLEX
Sample Type	CSF, plasma, serum, urine, BAL, Swab, Feces	**Storage**	15 °C - 25 °C
Sample Volume	200 µL	**Kit Size**	25/50/100 rxs
Elution Volume	100-150 µl	**Status**	CE-IVDR
Target	DNA/RNA		

| Products and Features |

REF No	MGF01S	**Target**	DNA/RNA
Technology	Magnetic Bead	**Compatible System**	MagPro™ MGX-2/MGX-16/MGX-32
Sample Type	CSF, plasma, serum, urine, BAL, Swab,Feces	**Storage**	15 °C - 25 °C
Sample Volume	200 µL	**Kit Size**	24/48/96 rxs
Elution Volume	150 µL	**Status**	CE-IVDR

| Products and Features |

REF No	MGF01P	**Target**	DNA/RNA
Technology	Magnetic Bead	**Compatible System**	MagPro™ MGX-16/MGX-32
Sample Type	CSF, plasma, serum, urine, BAL, Swab, Feces	**Storage**	15 °C - 25 °C
Sample Volume	200 µL	**Kit Size**	32/48/96 rxs
Elution Volume	100-200 µl	**Status**	CE-IVDR

| Products and Features |

REF No	MGF01F	**Target**	DNA/RNA
Technology	Magnetic Bead	**Compatible System**	MagPro™ MGX-16/MGX-32
Sample Type	CSF, plasma, serum, urine, BAL, Swab, Feces	**Storage**	15 °C - 25 °C
Sample Volume	200 µL	**Kit Size**	32/48/96 rxs
Elution Volume	100-200 µl	**Status**	CE-IVDR

| Nucleic Acid Purification Kit From Blood |

CE IVDR

The Nucleic Acid Purification Kit From Blood is designed for the rapid isolation of nucleic acids (DNA, RNA) from viruses, bacteria, and yeast, fungi in blood. You can use the nucleic acid purified in this kit in a broad range of molecular biology downstream applications, such as sequencing and qPCR. This Kit is valid for these Automated Nucleic Acid Extraction Systems.

Advantages

- Enhanced sample throughput capability
- Generation of high yields of nucleic acid
- Isolation of pure, high-quality nucleic acid
- Attainment of a Nucleic Acid 260/280 Ratio within the range of 1.8 - 1.9

| Products and Features |

Nucleic Acid Purification Kit From Blood			
REF No	MGF02B	**Target**	DNA/RNA
Technology	Magnetic Bead	**Compatible System**	KingFisher™ FLEX
Sample Type	Whole blood	**Storage**	15 °C - 25 °C
Sample Volume	200 µL	**Kit Size**	25/50/100 rxs
Elution Volume	100-200 µl	**Status**	CE-IVDR

Single-Cartridge Nucleic Acid Purification Kit From Blood			
REF No	MGF02S	**Target**	DNA/RNA
Technology	Magnetic Bead	**Compatible System**	MagPro™ MGX-2/MGX-16/MGX-32
Sample Type	Whole blood	**Storage**	15 °C - 25 °C
Sample Volume	200 µL	**Kit Size**	24/48/96 rxs
Elution Volume	100-200 µl	**Status**	CE-IVDR

Deep Well-plate Nucleic Acid Purification Kit From Blood			
REF No	MGF02P	**Target**	DNA/RNA
Technology	Magnetic Bead	**Compatible System**	MagPro™ MGX-16/MGX-32
Sample Type	Whole blood	**Storage**	15 °C - 25 °C
Sample Volume	200 µL	**Kit Size**	32/48/96 rxs
Elution Volume	100-200 µl	**Status**	CE-IVDR

Deep Well-plate Nucleic Acid Purification Kit From Blood			
REF No	MGF02F	**Target**	DNA/RNA
Technology	Magnetic Bead	**Compatible System**	MagPro™ MGX-16/MGX-32
Sample Type	Whole blood	**Storage**	15 °C - 25 °C
Sample Volume	200 µL	**Kit Size**	32/48/96 rxs
Elution Volume	100-200 µl	**Status**	CE-IVDR

|Nucleic Acid Purification Kit From Bacteria |

CE IVDR

The Nucleic Acid Purification Kit From Bacteria is designed for the rapid isolation of nucleic acids (DNA, RNA) from bacteria in biofluid and transport media samples. You can use the nucleic acid purified in this kit in a broad range of molecular biology downstream applications, such as sequencing and qPCR. This Kit is valid for these Automated Nucleic Acid Extraction Systems.

Advantages

- Enhanced sample throughput capability
- Generation of high yields of nucleic acid
- Isolation of pure, high-quality nucleic acid
- Attainment of a Nucleic Acid 260/280 Ratio within the range of 1.8 - 1.9

| Products and Features |

Nucleic Acid Purification Kit From Bacteria			
REF No	MGF03B	**Target**	DNA/RNA
Technology	Magnetic Bead	**Compatible System**	KingFisher™ FLEX
Sample Type	CSF, plasma, serum, urine, BAL, Swab, Feces	**Storage**	15 °C - 25 °C
Sample Volume	200 µL	**Kit Size**	25/50/100 rxs
Elution Volume	100-200 µl	**Status**	CE-IVDR

Single-Cartridge Nucleic Acid Purification Kit From Bacteria			
REF No	MGF03S	**Target**	DNA/RNA
Technology	Magnetic Bead	**Compatible System**	MagPro™ MGX-2/MGX-16/MGX-32
Sample Type	CSF, plasma, serum, urine, BAL, Swab , Feces	**Storage**	15 °C - 25 °C
Sample Volume	200 µL	**Kit Size**	24/48/96 rxs
Elution Volume	100-200 µl	**Status**	CE-IVDR

16 Deep Well-plate Nucleic Acid Purification Kit From Bacteria			
REF No	MGF03P	**Target**	DNA/RNA
Technology	Magnetic Bead	**Compatible System**	MagPro™ MGX-16/MGX-32
Sample Type	CSF, plasma, serum, urine, BAL, Swab , Feces	**Storage**	15 °C - 25 °C
Sample Volume	200 µL	**Kit Size**	32/48/96 rxs
Elution Volume	100-200 µl	**Status**	CE-IVDR

16-Flex Deep Well-plate Nucleic Acid Purification Kit From Bacteria			
REF No	MGF03F	**Target**	DNA/RNA
Technology	Magnetic Bead	**Compatible System**	MagPro™ MGX-16/MGX-32
Sample Type	CSF, plasma, serum, urine, BAL, Swab , Feces	**Storage**	15 °C - 25 °C
Sample Volume	200 µL	**Kit Size**	32/48/96 rxs
Elution Volume	100-200 µl	**Status**	CE-IVDR

SPIN COLUMN EXTRACTION

Spin column extraction is a molecular biology technique for isolating and purifying DNA, RNA, or proteins. It involves binding target molecules to a column, washing away contaminants, and eluting the purified molecules through centrifugation, resulting in high-quality, isolated material.

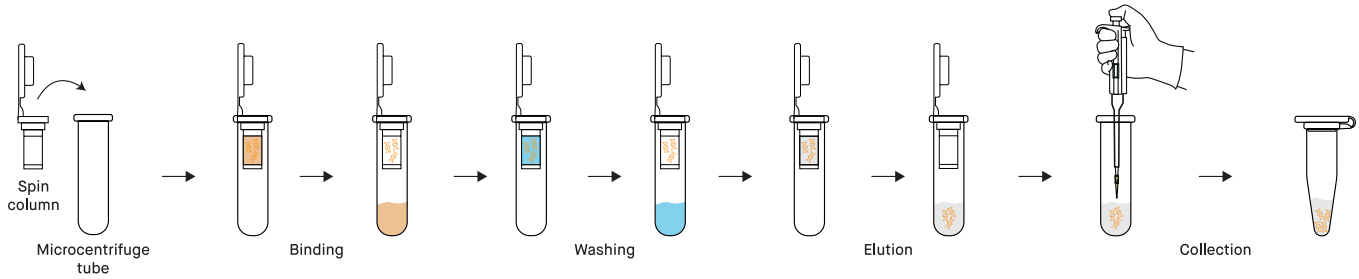

ViraSens

| Viral DNA Purification Kit | CE IVDR

Viral DNA Purification Kit is designed for the purification of Viral DNA from cell-free samples such as body fluids, serum, plasma, and supernatant of virally infected cell cultures. The viral DNA obtained can be used directly for various procedures such as RT-PCR, Cloning, RFLP analysis, sequencing, qPCR, viral load determination, viral genotyping, and detection of viruses.

Advantages

- No toxic reagents
- No steps involving phenol/chloroform extraction or alcohol precipitation
- Simple, quick, efficient, and widely accepted spin-column method
- Excellent sensitivity and consistent performance
- Suitable for further testing such as real-time PCR

Ref. No	Name	Storage	Kit Size	Status
VIRA01	Viral Nucleic Acid Purification Kit	2°C~ 25°C	100 R	CE-IVDR
VIRA02	Genomic DNA Purification From Blood	2°C~ 25°C	100 R	CE-IVDR
VIRA03	Viral RNA Purification Kit	2°C~ 25°C	100 R	CE-IVDR
VIRA04	Genomic DNA Purification Kit From Bacteria	2°C~ 25°C	100 R	CE-IVDR
VIRA05	Genomic DNA Purification From Tissue	2°C~ 25°C	100 R	CE-IVDR
VIRA06	Viral DNA Purification Kit	2°C~ 25°C	100 R	CE-IVDR
VIRA07	Plasmid DNA Purification Kit	2°C~ 25°C	100 R	CE-IVDR
VIRA08	Gel Nucleic Acid Purification Kit	2°C~ 25°C	100 R	CE-IVDR

VTFOR

| Universal Medium Series |

CE IVDR

Reliable Sample Collection, Stabilization, and Transport – All in One Solution

The **VTFOR™ Universal Medium Series** is designed to ensure the safe collection, transport, and preservation of clinical samples containing viruses,bacterias, fungis, protozoas and nucleic acids. This comprehensive product line includes **Viral Transport Medium (VTM), Universal Transport Medium (UTM),** and **Nucleic Acid Transport (NAT) Medium,** providing flexible solutions tailored to a wide range of diagnostic workflows.

Engineered for performance and convenience, VTFOR™ products maintain sample integrity from collection to analysis, making them ideal for molecular diagnostics, including PCR-based applications.

Advantages

- **Ready-to-use format** for immediate sample collection
- **Optimized formulations** for viability of pathogens and nucleic acid stability
- **Broad compatibility** with nasopharyngeal, oropharyngeal, STIs and HPV swab samples
- **Enhanced contamination control** through advanced formulation and sterile design
- **Maintains sample integrity** over extended transport periods
- **Flexible storage conditions (2°C – 25°C)** for ease of logistics
- **Durable tubes:** crack-resistant, leak-proof, and stand-up design
- **Fully compatible** with downstream molecular assays such as PCR and RT-PCR

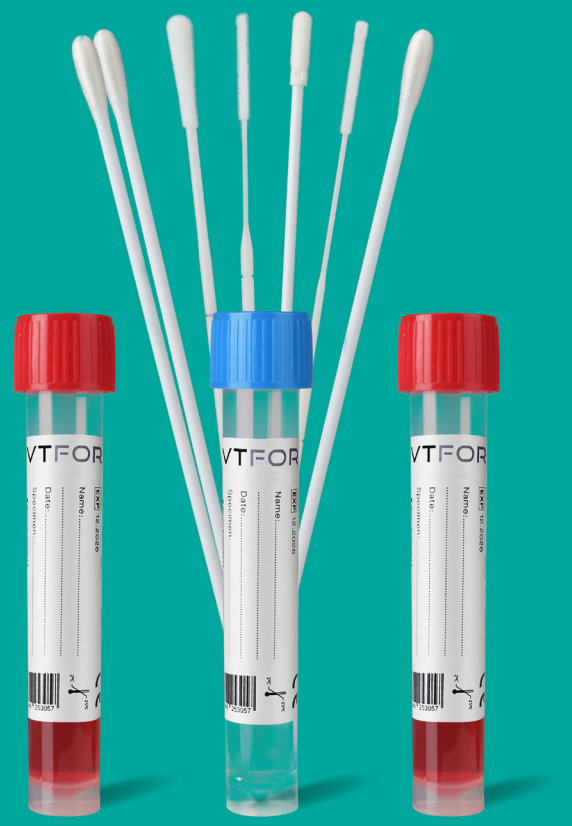

Ref. No	Name	Storage	Kit Size	Status
VTF01	Viral Transport Medium	2°C~ 25°C	100 T	CE-IVDR
VTF02	Universal Transport Medium	2°C~ 25°C	100 T	CE-IVDR
VTF03	Nucleic Acid Transport (NAT) Medium	2°C~ 25°C	100 T	CE-IVDR

DNA & RNA Stabilization
Specially formulated medium inhibits DNase and RNase activity, preserving nucleic acids from viruses and microorganisms.

Optimized Sample
Ensure efficient sample collection and release from the swab,maximizing viability of the viruses, bacteria, fungi, protozoa and stability of nucleic acid for downstream applications

Safe Sample Handling
Stabilizes sample and reduces degradation, ensuring reliable transport and processing of specimens.

Compatible with Molecular Assays
Validated for use with PCR, RT-PCR, and other nucleic acid amplification platforms, including automated systems.

Viral Transport Medium

REF NO: VTF01

Model	VTF012	VTF013
Filling	2 mL	3 mL
Description	12×80 mm tube filled with VTF01 VTM Medium	
Kit Size	100	
Specimen	-	

Model	VTF01NP52	VTF01NP53
Filling	2 mL	3 mL
Description	12×80 mm tube filled with VTF01 VTM Medium +1 Nasopharyngeal flocked swab (flexible, breakpoint ~5 cm)	
Kit Size	100	
Specimen	Nasopharyngeal (NP) – Respiratory viruses	

Nasopharyngeal Swab

Model	VTF01NP82	VTF01NP83
Filling	2 mL	3 mL
Description	12×80 mm tube filled with VTF01 VTM Medium +1 Nasopharyngeal flocked swab (flexible, breakpoint ~8 cm)	
Kit Size	100	
Specimen	Nasopharyngeal (NP) – Respiratory viruses	

Nasopharyngeal Swab

Model	VTF01OP62	VTF01OP63
Filling	2 mL	3 mL
Description	12×80 mm tube filled with VTF01 VTM Medium + 1 Oropharyngeal swab (breakpoint ~6 cm)	
Kit Size	100	
Specimen	Oropharyngeal (OP) – Viral throat infections	

Oropharyngeal Swab

Model	VTF01PU62	VTF01PU63
Filling	2 mL	3 mL
Description	12×80 mm tube filled with VTF01 VTM Medium + 1 PU/Sponge swab (breakpoint ~6 cm)	
Kit Size	100	
Specimen	Urethral / Vaginal – Viral STI testing	

PU/Sponge Swab

Model	VTF01PS62	VTF01PS63
Filling	2 mL	3 mL
Description	12×80 mm tube filled with VTF01 VTM Medium + 1 HPV test sampling swabs (breakpoint ~6 cm)	
Kit Size	100	
Specimen	Cervical / Vaginal – HPV testing	

HPV Test Sampling Swab

Model	VTF01DOP62	VTF01DOP63
Filling	2 mL	3 mL
Description	12×80 mm tube filled with VTF01 VTM Medium + 1 double OP swab (breakpoint ~6 cm)	
Kit Size	100	
Specimen	Oropharynx – Viral throat infections	

Double OP Swab

Universal Transport Medium

REF NO: VTF02

Model	VTF022	VTF023
Filling	2 mL	3 mL
Description	12×80 mm tube filled with VTF02 UTM Medium	
Kit Size	100	
Specimen	-	

Model	VTF02NP52	VTF02NP53
Filling	2 mL	3 mL
Description	12×80 mm tube filled with VTF02 UTM Medium +1 Nasopharyngeal flocked swab (flexible, breakpoint ~5 cm)	
Kit Size	100	
Specimen	Nasopharyngeal (NP) – Respiratory infections	

Nasopharyngeal Swab

Model	VTF02NP82	VTF02NP83
Filling	2 mL	3 mL
Description	12×80 mm tube filled with VTF02 UTM Medium +1 Nasopharyngeal flocked swab (flexible, breakpoint ~8 cm)	
Kit Size	100	
Specimen	Nasopharyngeal (NP) – Respiratory infections	

Nasopharyngeal Swab

Model	VTF02OP62	VTF02OP63
Filling	2 mL	3 mL
Description	12×80 mm tube filled with VTF02 UTM Medium +1 Oropharyngeal swab (breakpoint ~6 cm)	
Kit Size	100	
Specimen	Oropharyngeal (OP) – Throat infections	

Oropharyngeal Swab

Model	VTF02PU62	VTF02PU63
Filling	2 mL	3 mL
Description	12×80 mm tube filled with VTF02 UTM Medium +1 PU/Sponge swab (breakpoint ~6 cm)	
Kit Size	100	
Specimen	Urethral / Vaginal – STI testing	

PU/Sponge Swab

Model	VTF02PS62	VTF02PS63
Filling	2 mL	3 mL
Description	12×80 mm tube filled with VTF02 UTM Medium +1 HPV test sampling swabs (breakpoint ~6 cm)	
Kit Size	100	
Specimen	Cervical / Vaginal – HPV testing	

HPV Test Sampling Swab

Model	VTF02DOP62	VTF02DOP63
Filling	2 mL	3 mL
Description	12×80 mm tube filled with VTF02 UTM Medium +1 double OP swab (breakpoint ~6 cm)	
Kit Size	100	
Specimen	Oropharynx – Throat infections (Dual sampling)	

Double OP Swab

Nucleic Acid Transport (NAT) Medium

REF NO: VTF03

Model	**VTF032**
Description	12×80 mm tube filled with 2 mL VTF03 NAT Medium
Kit Size	100
Specimen	-

Model	**VTF03NP52**
Description	12×80 mm tube filled with 2 mL VTF03 NAT Medium + 1 Nasopharyngeal flocked swab (flexible, breakpoint ~5 cm)
Kit Size	100
Specimen	Nasopharyngeal (NP) – Respiratory viruses

Nasopharyngeal Swab

Model	**VTF03NP82**
Description	12×80 mm tube filled with 2 mL VTF03 NAT Medium +1 Nasopharyngeal flocked swab (flexible, breakpoint ~8 cm)
Kit Size	100
Specimen	Nasopharyngeal (NP) – Respiratory viruses

Nasopharyngeal Swab

Model	**VTF03OP62**
Description	12×80 mm tube filled with 2 mL VTF03 NAT Medium + 1 Oropharyngeal swab (breakpoint ~6 cm)
Kit Size	100
Specimen	Oropharyngeal (OP) – Throat infections

Oropharyngeal Swab

Model	**VTF03PU62**
Description	12×80 mm tube filled with 2 mL VTF03 NAT Medium + 1 PU/Sponge swab (breakpoint ~6 cm)
Kit Size	100
Specimen	Urethral / Vaginal – STI testing

PU/Sponge Swab

Model	**VTF03PS62**
Description	12×80 mm tube filled with 2 mL VTF03 NAT Medium + 1 HPV test sampling swabs (breakpoint ~6 cm)
Kit Size	100
Specimen	Cervical / Vaginal – HPV testing

HPV Test Sampling Swab

Model	**VTF03DOP62**
Description	12×80 mm tube filled with 2 mL VTF03 NAT Medium + 1 double OP swab (breakpoint ~6 cm)
Kit Size	100
Specimen	Oropharynx – Throat infections (dual sampling)

Double OP Swab

IN TEST WE TRUST

vitrosens.com