

2026

ANIMAL HEALTH

PRODUCT CATALOG



V07.2

IN
TEST
WE
TRUST

Contents

RAPID TEST KIT	4
PET CARE - CANINE	6
PET CARE - FELINE	8
PET CARE CANINE & FELINE	9
ANIMAL CARE - RUMINANT	10
ANIMAL CARE - POULTRY	11
FIA TEST LINE	12
MOLECULAR DIAGNOSTIC	20

RAPID TEST KITS

- Multiple results with a single sample
- 2in1, 3in1, 4in1, 5in1 with options
- For all breeds and all ages
- Early Disease Screening
- Result in 5 - 10 min





PET CARE CANINE



LSH Ab + ANA Ab + EHR Ab + HW Ag

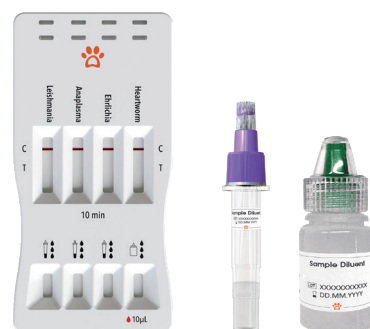
This test kit is designed for in vitro qualitative detection of *Leishmania infantum* (LSH), *Anaplasma spp.* (ANA), and *Ehrlichia canis* (EHR) antibodies in canine serum and plasma samples. It can also identify antigens specific to Heartworm (HW) in canine whole blood samples.

Box Content

- Test Cassette
- Sample Diluent
- Dropper
- Instruction for Use

Advantages

- 4in1 test to screen immunity level of LSH, ANA, EHR and antigens of HW
- Easy and safe procedure
- Minimalistic design



CANINE PRODUCTS

Ref. No	Name	Specimen*	Kit Size
VVD01★	CDV Ag Test Kit	N/SL	10 T
VVD02	CPV Ag Test Kit	F	10 T
VVD03	CCV Ag Test Kit	F	10 T
VVD05	CPV + CCV Ag Test Kit	F	10 T
VVD06★	CPV + CCV + Giardia Ag Test Kit	F	5 T
VVD10	Leishmania Ab Test Kit	S/P	10 T
VVD14	CDV Ab Test Kit	S/P	10 T
VVD16	Rabies Ag Test Kit	N/SL	10 T
VVD17	Ehrlichia Ab Test Kit	S/P	10 T
VVD18	Lyme Ab Test Kit	S/P	10 T
VVD19	Anaplasma Ab Test Kit	S/P	10 T
VVD21	Rabies Ab Test Kit	S/P	10 T
VVD23	Crypto Ag Test Kit	F	10 T
VVD28	EHR + ANA Ab Test Kit	S/P	10 T
VVD29	LSH + ANA + EHR Ab Test Kit	S/P	5 T
VVD30★	LSH Ab + ANA Ab + EHR Ab + HW Ag Test Kit	S/P/WB	5 T
VVD32	CAV Ag Test Kit	F	10 T
VVD33	CIV Ag Test Kit	F	10 T
VVD34	CPV Ab Test Kit	S/P	10 T
VVD35	CDV + CAV Ag Test Kit	N/SL/F	10 T
VVD36★	CDV + CAV + CIV Ag Test Kit	N/SL/F	5 T
VVD37	CPV + CCV + GIA + CRV Ag Test Kit	F	5 T
VVD39	Lyme Ab + ANA Ab + EHR Ab + HW Ag Test Kit	S/P/WB	5 T
VVD41	Lyme Ab + ANA Ab + HW Ag Test Kit	S/P/WB	5 T
VVD42	CAV + CIV Ag Test Kit	F	10 T
VVD43	CPV + CDV Ag Test Kit	F/N/SL	10 T

* N: Nasal, SL: Saliva, F: Feces, S: Serum, P: Plasma, WB: Whole Blood

★ Highlighted Product

PET CARE FELINE



Box Content

- Test Cassette
- Extraction Buffer
- Sampling Swab
- Instruction for Use

Advantages

- 3in1 test for diagnosis of FCoV, FPV and GIA
- Helps in early differential diagnosis
- Simple sampling

FCoV + FPV + Giardia Ag

This test kit is intended for the in vitro qualitative detection of antigens specific to Feline Coronavirus (FCoV), Feline Panleukopenia Virus (FPV), and *Giardia* spp. in feline fecal samples.

FELINE PRODUCTS

Ref. No	Name	Specimen*	Kit Size
VVD07	FCoV Ag Test Kit	F	10 T
VVD08	FIP Ab Test Kit	S/P	10 T
VVD09★	FIV Ab + FeLV Ag Test Kit	S/P/WB	10 T
VVD11	FPV Ag Test Kit	F	10 T
VVD12	FIV Ab Test Kit	S/P/WB	10 T
VVD15	FeLV Ag Test Kit	S/P/WB	10 T
VVD22	FHV Ag Test Kit	E/N/SL	10 T
VVD25	FCV Ab Test Kit	E/N/SL	10 T
VVD26	FCoV Ab Test Kit	S/P	10 T
VVD27	FeLV Ab Test Kit	S/P/WB	10 T
VVD31★	FCoV Ag + FCoV Ab Test Kit	S/P/F	10 T
VVD38	FIV Ab + FeLV Ag + FCoV Ab Test Kit	S/P/WB	5 T
VVD40★	FCoV + FPV + Giardia Ag Test Kit	F	5 T
VVD45	FCV + FHV Ag Test Kit	E/N/SL	10 T

* E: Eye, N: Nasal, SL: Saliva, F: Feces, S: Serum, P: Plasma, WB: Whole Blood

★ Highlighted Product

PET CARE CANINE & FELINE



Giardia Ag

The test kit for canine and feline use is a diagnostic tool designed to quickly detect the presence of *Giardia duodenalis* antigens in the fecal samples of dogs and cats. *Giardia* is a microscopic parasite that can cause gastrointestinal infections in animals.

Box Content

- Test Cassette
- Extraction Buffer
- Sampling Swab
- Instruction for Use

Advantages

- Suitable for both canine and feline
- Helps for the diagnosis of intestinal infections
- Accurate and sensitive results
- Visually recognizable interpretation



CANINE & FELINE PRODUCTS

Ref. No	Name	Specimen*	Kit Size
VVD13	Toxoplasma Ab Test Kit	S/P/WB	10 T
VVD04	Giardia Ag Test Kit	F	10 T
VVD24	Heartworm Ag Test Kit	S/P/WB	10 T

* F: Feces, S: Serum, P: Plasma, WB: Whole Blood

ANIMAL CARE RUMINANT



Box Content

- Test Cassette
- Extraction Buffer
- Sampling Swab
- Instruction for Use

Advantages

- 5in1 test with one sample
- Aids in early diagnosis
- High rates of sensitivity
- Simple procedure

Rota + Corona + E.Coli K99 + Crypto + Giardia Ag

This test kit is designed for the in vitro qualitative detection of antigens specific to Rotavirus, Coronavirus, *Escherichia coli* (*E. coli*) K99, *Cryptosporidium parvum* and *Giardia spp.* in bovine fecal samples.

RUMINANT PRODUCTS

Ref. No	Name	Specimen*	Kit Size
VVS01★	B. Brucella Ab Test Kit	S/P	10 T
VVS02★	Tuberculosis Ab Test Kit	S/P	10 T
VVS03	BVDV Ab Test Kit	S/P	10 T
VVS04	B. Pregnancy Test Kit	S/P	10 T
VVS05	B. Rotavirus Ag Test Kit	F	10 T
VVS06	B. <i>E. coli</i> K99 Ag Test Kit	F	10 T
VVS07	B. Crypto Ag Test Kit	F	10 T
VVS08	B. Giardia Ag Test Kit	F	10 T
VVS12	<i>C. perfringens</i> Ag Test Kit	F	10 T
VVS13	FMD NSP Ab Test Kit	S/P	10 T
VVS14	B. Coronavirus Ag Test Kit	F	10 T
VVS16	B. Salmonella Ag Test Kit	F	10 T
VVS17	B. Toxoplasma Ab Test Kit	S/P	10 T
VVS32	Rota + Corona + <i>E. coli</i> K99 Ag Test Kit	F	10 T
VVS33	Rota + Corona + <i>E. coli</i> K99 + Crypto Ag Test Kit	F	5 T
VVS34	Rota + Corona + <i>E. coli</i> K99 + Giardia Ag Test Kit	F	5 T
VVS35	Rota + Corona + <i>E. coli</i> K99 + <i>C. perfringens</i> Ag Test Kit	F	5 T
VVS36	Rota + Corona + <i>E. coli</i> K99 + Crypto + Giardia Ag Test Kit	F	5 T
VVS37★	Rota + Corona + <i>E. coli</i> K99 + Crypto + <i>C. perfringens</i> Ag Test Kit	F	5 T
VVS38	Rota + Corona + <i>E. coli</i> K99 + Giardia + <i>C. perfringens</i> Ag Test Kit	F	5 T
VVS39	Rota + Corona + <i>E. coli</i> K99 + Crypto + Giardia + <i>C. perfringens</i> Ag Test Kit	F	5 T

*F: Feces, S: Serum, P: Plasma

★ Highlighted Product

ANIMAL CARE POULTRY



Box Content

- Test Cassette
- Extraction Buffer
- Sampling Swab
- Instruction for Use

Advantages

- Aids in early diagnosis
- High rates of sensitivity
- Accurate results are ready within minutes
- Useful for massive screening

Avian Influenza Ag

The test is a diagnostic kit designed for the rapid detection of avian influenza antigens. Avian influenza, also known as bird flu, is a contagious viral infection affecting birds, particularly poultry. The kit plays a crucial role in quickly identifying the presence of avian influenza antigens in birds, helping to control and prevent the spread of the virus.

POULTRY PRODUCTS

Ref. No	Name	Specimen*	Kit Size
VVS18★	Avian Influenza Ag Test Kit	T/F	10 T
VVS19★	NDV Ag Test Kit	C/T	10 T
VVS20★	Salmonella Typhimurium Ag Test Kit	T	10 T

*C: Cloaca, F: Feces, T: Trachea, S: Serum, P: Plasma

★ Highlighted Product

FIA TEST LINE

CANINE

Infectious	CPV, CDV, CCV, Giardia
Cardiac Markers	cNT-proBNP, cTnI, D-Dimer
Renal Biomarker	cSDMA
Acute Phase Protein	cCRP
Pancreatitis	cPL
Hormone	cPROG, cTSH, Canine T4, Canine fT4, Cortisol
Diabetes	Canine HbA1c

FELINE

Infectious	FCV, FHV, FCoV, FeLV, FPV, Giardia
Cardiac Markers	fNT-proBNP, fTnI
Renal Biomarker	fSDMA
Acute Phase Protein	fSAA
Pancreatitis	fPL
Hormone	Feline T4, Feline fT4
Diabetes	Feline HbA1c



FIA PRODUCTS




Immunofluorescence Analyzer

Immunofluorescence Analyzer is an in-vitro diagnostic device for the quantitative analysis of test kits detecting a wide range of antigens, antibodies, hormones, and other proteins of importance to canine and feline health. Equipped with innovative time-resolved immunofluorescence technology, it offers excellent sensitivity and specificity with multiple sample types. Veterinary Immunofluorescence Analyzer provides an accurate, time-efficient, and fully automated method to support veterinary professionals in the screening, diagnosis, and monitoring of a vast array of infections and conditions affecting canine and feline health.

FIA Application Scenarios



Production Facility



Animal Hospital



Veterinary Clinic



Customs Gate

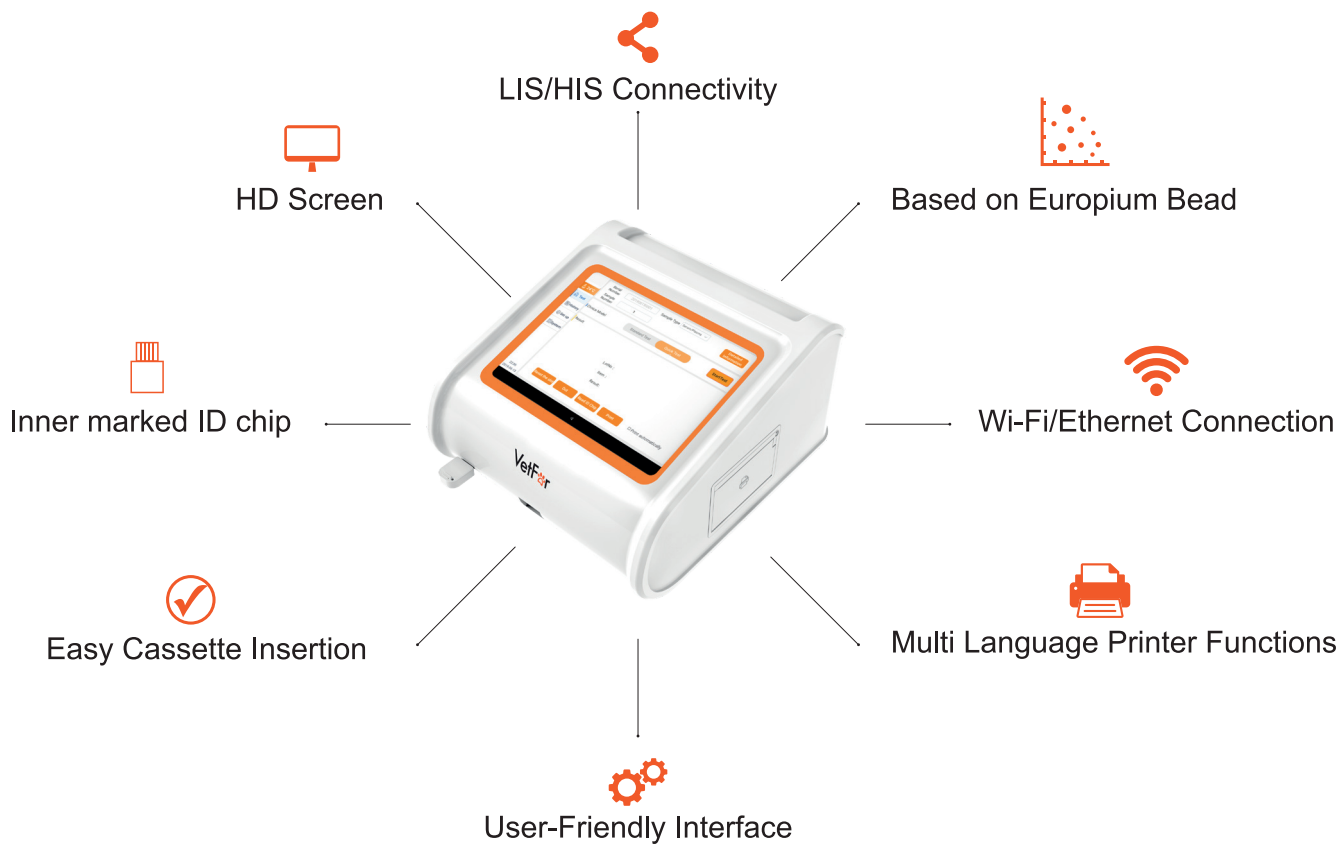


Shelter



Farm

Specifications



Product Name	Immunofluorescence Analyzer
Model	VMFIA1001
Size	245*270*160 mm
Display	8 inches
Methodology	Time-resolved fluorescence Immunoassay
Weight	<2 kg
Sample type	Whole Blood/Serum/Plasma/Urine/etc.
Test channel	Single channel, automatic
Test items	Up to 100
Test mode	Standard (Walk-away) Mode and Quick Mode
Test speed	Single cassette < 10s
Internet	Serial Port, USB, WLAN
Print	Built-in thermal printer
System	Android
Storage	>50000 test records
Language	Turkish, English, German, Spanish, Polish, Italian, French, Portuguese, Russian
Card code	QR code

CARDIAC MARKERS



Box Content

- Test Cassette
- Sample Diluent
- Pipette Tip
- ID Chip
- Instruction for Use

NT-proBNP (FIA)

The test kit is based on fluorescence immunoassay for the quantitative detection of NT-proBNP in canine and feline. NT-proBNP is a biomarker associated with heart-related conditions, particularly cardiac stress and heart failure. This test is valuable for veterinarians in assessing cardiac health, aiding in the early diagnosis, and monitoring of heart-related issues in canines and felines.

Ref.No	Name	Specimen*	Species**	Detection Range	Kit Size
VVP12★	cNT-proBNP (FIA)	S	C	500 - 10000 pmol/L	10 T
VVP24★	fNT-proBNP (FIA)	S	F	50 - 1500 pmol/L	10 T
VVP27	cTnI (FIA)	S	C	0.01 - 20 ng/mL	10 T
VVP28	fTnI (FIA)	S	F	0.01 - 20 ng/mL	10 T
VVP33	cD-Dimer (FIA)	P	C	0.1-10 µg/mL	10 T

*S: Serum, P: Plasma **C: Canine, F: Feline

★ Highlighted Product

RENAL MARKERS



Box Content

- Test cassette
- Lyophilized Micro-wells
- Sample Diluent
- Pretreatment Buffer
- Pipette tip
- ID Chip
- Instruction for use

SDMA (FIA)

The test kit is based on fluorescence immunoassay for the quantitative detection of Symmetric Dimethylarginine (SDMA) in canine and feline. SDMA is a biomarker that is used in veterinary medicine to assess kidney function in canines and felines.

Ref.No	Name	Specimen*	Species**	Detection Range	Kit Size
VVP30	fSDMA (FIA)	S/P	F	10 - 100 µg/dL	8 T
VVP31	cSDMA (FIA)	S/P	C	10 - 100 µg/dL	8 T
VVP56	fSDMA v2.0 (FIA)	S/P	F	10 - 100 µg/dL	10 T
VVP57	cSDMA v2.0 (FIA)	S/P	C	10 - 100 µg/dL	10 T

*S: Serum, P: Plasma **C: Canine, F: Feline

ACUTE PHASE PROTEINS



Box Content

- Test Cassette
- Sample Diluent
- Pipette tip
- ID-Chip
- Instruction for Use

cCRP (FIA)

The test kit is based on fluorescence immunoassay for the quantitative detection of C-reactive protein (CRP) in the canine. C-reactive protein is an acute-phase protein produced by the liver in response to inflammation or tissue injury. Elevated levels of cCRP in the blood can indicate the presence of inflammation or infection in canines.

Ref.No	Name	Specimen*	Species**	Detection Range	Kit Size
VVP01★	cCRP (FIA)	S/P	C	10 - 200 mg/L	10 T
VVP15★	fSAA (FIA)	S/P	F	5 - 200 µg/mL	10 T

*S: Serum, P: Plasma **C: Canine, F: Feline

★ Highlighted Product

PANCREATITIS



Box Content

- Test Cassette
- Sample Diluent
- Pipette Tip
- ID Chip
- Instruction for Use

PL (FIA)

The test kit is based on fluorescence immunoassay for the quantitative detection of pancreatic lipase (PL) in canine and feline. Pancreatic lipase is an enzyme produced by the pancreas. Elevated levels of PL in the blood can indicate pancreatic inflammation, which may be associated with pancreatitis in canines and felines.

Ref.No	Name	Specimen*	Species**	Detection Range	Kit Size
VVP08	cPL (FIA)	S	C	50 - 2000 ng/mL	10 T
VVP16	fPL (FIA)	S/P	F	1 - 50 ng/mL	10 T

*S: Serum, P: Plasma **C: Canine, F: Feline

DIABETES



Box Content

- Test Cassette
- Sample Diluent
- Pipette tip
- ID-Chip
- Instruction for Use

fHbA1c (FIA)

The test kit is based on fluorescence immunoassay for the quantitative detection of Hemoglobin A1c (HbA1c) in canine and feline. This test is used to assess long-term glucose control in canines and felines, providing valuable information about their diabetic status.

Ref.No	Name	Specimen*	Species**	Detection Range	Kit Size
VVP32	cHbA1c (FIA)	WB	C	1% - 12%	10 T
VVP45	fHbA1c (FIA)	WB	F	1% - 12%	10 T

*WB: Whole Blood

**C: Canine, F: Feline

HORMONE



Box Content

- Test Cassette
- Sample Diluent
- Pipette Tip
- ID Chip
- Instruction for Use

Thyroxine(T4) (FIA)

The test kit is based on fluorescence immunoassay for the quantitative detection of thyroxine (T4) in canine and feline. T4 is a hormone produced by the thyroid gland and plays a crucial role in regulating metabolism in the body. Abnormal T4 levels can indicate thyroid dysfunction.

Ref.No	Name	Specimen*	Species**	Detection Range	Kit Size
VVP02★	cProgesterone (FIA)	S/P	C	0.2 - 30 ng/mL	10 T
VVP03	cTSH (FIA)	S/P	C	0.25 - 30 ng/mL	10 T
VVP26	cT4 (FIA)	S/P	C	0.5 - 8.0 µg/dL	10 T
VVP44	fT4 (FIA)	S/P	F	0.5 - 8.0 µg/dL	10 T
VVP29★	cFT4 (FIA)	S/P	C	0.1 - 4.5 ng/dL	10 T
VVP04	cCortisol (FIA)	S	C	1 - 30 µg/dL	10 T
VVP38★	fFT4 (FIA)	S/P	F	0.1 - 4.5 ng/dL	10 T

*S: Serum, P: Plasma **C: Canine, F: Feline

★ Highlighted Product



Box Content

- Test Cassette
- Sample Diluent
- Pipette tip
- ID-Chip
- Instruction for Use

CDV Ag (FIA)

The test kit is based on fluorescence immunoassay for the qualitative detection of Canine Distemper Virus (CDV) antigens in canines. Canine Distemper Virus is a contagious virus that primarily affects dogs but can also impact other animals. It can cause respiratory, gastrointestinal, and neurological symptoms.

Ref.No	Name	Specimen*	Species**	Detection Range	Kit Size
VVP05	CPV Ag (FIA)	F	C	Qualitative	10 T
VVP06★	CDV Ag (FIA)	N/SL/E	C	Qualitative	10 T
VVP07	CCV Ag (FIA)	F	C	Qualitative	10 T
VVP09	CPV Ab (FIA)	F	C	Qualitative	10 T
VVP10	CDV Ab (FIA)	N/SL/E	C	Qualitative	10 T
VVP17	FCV Ag (FIA)	F	F	Qualitative	10 T
VVP18	FHV Ag (FIA)	F	F	Qualitative	10 T
VVP19	FPV Ab (FIA)	F	F	Qualitative	10 T
VVP20	FCV Ab (FIA)	F	F	Qualitative	10 T
VVP22★	FCoV Ag (FIA)	F	F	Qualitative	10 T
VVP25	cToxo Ab (FIA)	S/P/WB	C	Qualitative	10 T
VVP34	FeLV Ag (FIA)	S/P	F	Qualitative	10 T
VVP35★	FPV Ag (FIA)	F	F	Qualitative	10 T
VVP36	Giardia Ag (FIA)	F	C/F	Qualitative	10 T
VVP48	Leishmania Ab (FIA)	S/P/WB	C	Qualitative	10 T
VVP51	Ehrlichia Ab (FIA)	S/P/WB	C	Qualitative	10 T
VVP52	Anaplasma Ab (FIA)	S/P/WB	C	Qualitative	10 T
VVP53	Heartworm Ag (FIA)	S/P/WB	C	Qualitative	10 T
VVP55	fToxo Ab (FIA)	S/P/WB	F	Qualitative	10 T
VVP58	FIV Ab (FIA)	F	F	Qualitative	10 T

*F: Feces, N: Nasal, SL: Saliva, E: Eye, S: Serum, P: Plasma, WB: Whole Blood

**C: Canine, F: Feline

★ Highlighted Product

MOLECULAR DIAGNOSTIC

ChainPro™ PCR Systems

- Designed for fluorescence based real time PCR analysis in veterinary laboratory applications.
- Suitable for nucleic acid amplification and detection workflows in research and diagnostic laboratories.

VetFor™ PCR Kits

- Designed for targeted amplification and detection of pathogen specific DNA/RNA targets in veterinary samples.
- Available in lyophilized and combination formats to support flexible veterinary diagnostic workflows.

VetFor™ Lyophilized PCR Kits

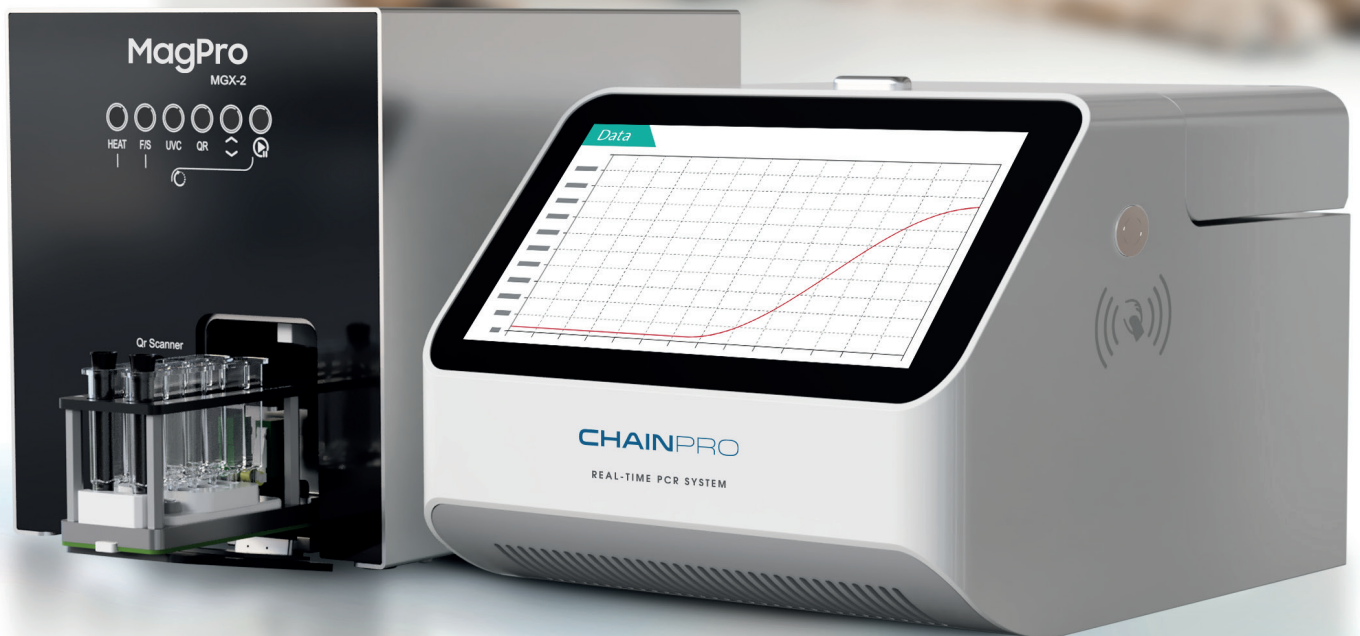
- Offer stability for extended shelf life for veterinary field applications.
- Provide convenience in storage and transportation.

MagPro™ Nucleic Acid Extractor Systems

- Designed for high-throughput applications in veterinary diagnostics.
- Advanced DNA and RNA extraction.

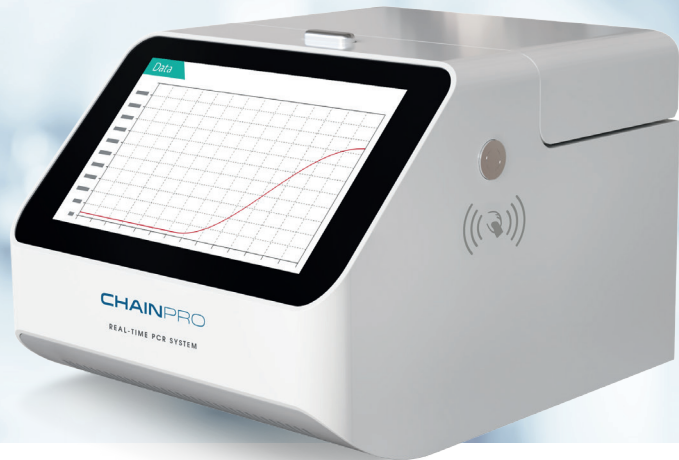
MagPro

Nucleic Acid Extractor Systems



PCR Systems

PCR PRODUCTS



Real-Time Fluorescence Quantitative PCR Instrument

The Veterinary PCR System is designed for real-time quantitative polymerase chain reaction (PCR) analysis with fluorescence detection. It is equipped to simultaneously process and analyze up to 16 samples/wells, providing efficient and accurate results. The real-time monitoring capabilities allow for the continuous tracking of PCR amplification, enabling precise quantification of nucleic acid targets.

| Performance Parameters |

REF No.	NGX16-4F
Detection Throughput	16 wells
Fluorescence Channel	4 Channels
Applicable Probes/Fluorescent dyes	Channel 1: FAM, SYBR Green I, SYTO 9, Eva Green, LC Green; Channel 2: HEX, VIC, TET, JOE Channel 3: ROX, Texas Red ; Channel 4: CY5
Light Source	High-Brightness, Long-Life, Maintenance-Free LEDs
Applicable Consumables	0.2 mL Transparent Single Tube and 8 Consecutive Tubes
Average Rate Of Warming	5.5°C/s
Average Cooling Rate	4.5°C/s
Temperature Uniformity	±0.3°C
Temperature Accuracy	±0.1°C
Hot Lid Temperature Range	Room Temperature ~105°C
Fluorescence Repeatability	CV≤3%
Sample Repeatability	CV≤3%
Fluorescence Linearity	The linear regression coefficient $r \geq 0.990$
Sample Linearity	The linear regression coefficient $r \geq 0.980$
Software Analysis Capabilities	It can support qualitative, relative quantitative, absolute quantitative, dissolution curve and other analysis
Open Mode	Support reagent open and reagent closed (achieved by swiping card) two modes
Display Screen	7-inch Full-color High-definition LCD Capacitive Screen
Report Printing	1. USB, cloud or computer report management software
Connection	Wired, Wireless WiFi
Power-Off Protection	Instantaneous power-off protection to continue running unfinished experiments after instrument restart
Size	214mm(W) * 203mm(L) * 168mm(H)
Weight	5 kg
Features:	· Simplicity , · Precise , · Cloud connectivity , · Reagent blocking



Magnetic Bead-Based Automated NA Extraction System – MGX-2

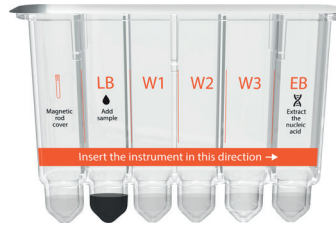
The Nucleic Acid Extractor System performs fully automated purification of nucleic acids using magnetic beads. Automated steps include binding of nucleic acids to magnetic beads, washing, and elution of nucleic acids. The protocol provides all the necessary instructions for the MagPro™ to carry out automated nucleic acid purification. The transfer of samples into the different reagents and the separation of the nucleic acid from magnetic beads is performed by the magnetic rows to ensure excellent reproducibility and minimize the handling time required for the extraction and purification of the nucleic acids.

| Performance Parameters |

REF No	MGX-2
Indication	In vitro diagnostic medical device
Intended user	For professional use in laboratories with trained staff
Capacity	1–2 samples / single extraction process
Specimen types	Whole blood, CSF, plasma, serum, urine, BAL, swab
Extraction principle	Fully automated magnetic separation
Sample volume	200 µl
Elution volume	150 µl
Processing time (F/S)	15 - 25 Minutes
Decontamination	UV lamp
Dimensions	17 X 23 X 20 cm
Weight	3.5 kg
Power supply	220V–240V 50/60Hz

PET CARE PCR KITS

- It is in lyophilized form.
- Offer the possibility of combo options.



Box Content

- Single Nucleic Acid Extraction Cartridge
- Reagent
- Magnetic Rod
- Instruction for Use

Toxoplasma Gondii Detection Kit

This kit is designed to detect *Toxoplasma gondii* in the whole blood samples of canine or feline by using the fluorescent RT-PCR method.

PET CARE ALL PCR KITS

Ref. No	Name	Specimen*	Kit Size
VVC01	α-CoV Type I Detection Kit	ABF/PLF/R/F	6 T
VVC02	FCV Detection Kit	E/OP/NP	6 T
VVC03	FHV-I Detection Kit	E/OP/NP	6 T
VVC04	FPV Detection Kit	F	6 T
VVC05	Toxoplasma Gondii Detection Kit	WB	6 T
VVC06	Chlamydia Detection Kit	E/NP/OP	6 T
VVC07	Bartonella Henselae Detection Kit	WB	6 T
VVC08	Cryptosporidium Detection Kit	F	6 T
VVC09	Mycoplasma Detection Kit	OP/NP	6 T
VVC10	FIV Detection Kit	WB	6 T
VVC11	FeLV Detection Kit	WB	6 T
VVC12	FCV/FHV-1 Detection Kit	E/OP/NP	6 T
VVC13	Parvovirus/α-CoV Type I Detection Kit	F	6 T
VVC14	Chlamydia/Mycoplasma Detection Kit	E/N/OP	6 T
VVC15	FCV/FHV-1/Mycoplasma/Chlamydia Detection Kit	E/N/OP	6 T
VVC16	FIV/FeLV Detection Kit	WB	6 T
VVC17	Tritrichomonas Foetus Detection Kit	F	6 T
VVC18	Bartonella Henselae/Toxoplasma Gondii Detection Kit	WB	6 T
VVC19	Leptospira Detection Kit	WB	6 T
VVC20	CRV Detection Kit	F	6 T
VVC21	CAV-I Detection Kit	E/N/OP	6 T
VVC22	CAV-II Detection Kit	E/N/OP	6 T
VVC23	CPIV Detection Kit	OP/NP	6 T
VVC24	CDV Detection Kit	N/OP/NP/F	6 T
VVC25	CPV Detection Kit	F	6 T
VVC26	Babesia Detection Kit	WB	6 T
VVC27	Giardia Detection Kit	F	6 T
VVC28	Ehrlichia Detection Kit	WB	6 T
VVC29	Rabies Virus Detection Kit	SL/CSF	6 T
VVC30	Leptospira/Toxoplasma Detection Kit	WB	6 T
VVC31	Brucella Detection Kit	WB	6 T
VVC32	Bordetella Detection Kit	E/OP/NP	6 T
VVC34	H.pylori Detection Kit	F/GC	6 T
VVC35	Lyme Detection Kit	WB	6 T

*ABF: Abdominal Fluid, PLF: Pleural Fluid, R: Rectal, F: Feces, E: Eye, OP: Oropharyngeal, NP: Nasopharyngeal, WB: Whole Blood, N: Nasal, SL: Saliva, GC: Gastric Content, CSF: Cerebrospinal Fluid

PET CARE ALL PCR KITS

Ref. No	Name	Specimen*	Kit Size
VVC36	Leishmania Detection Kit	WB	6 T
VVC37	Anaplasma Detection Kit	WB	6 T
VVC38	CHW Detection Kit	WB	6 T
VVC39	C.Hemotropic Mycoplasmas Detection Kit	WB	6 T
VVC40	Hemotropic Mycoplasmas Detection Kit	WB	6 T
VVC41	FPV/α-CoV/Giardia Detection Kit	F/R	6 T
VVC42	CPV/CCV/Giardia Detection Kit	F	6 T
VVC43	LSH/ANA/HW/EHR Detection Kit	WB	6 T
VVC44	α-CoV/FPV Detection Kit	F/R	6 T
VVC45	CCV/CPV Detection Kit	F/R	6 T
VVC46	Lyme/ANA/HW/EHR Detection Kit	WB	6 T
VVC47	Lyme/LSH/ANA/HW/EHR Detection Kit	WB	6 T
VVC48	Lyme/ANA/Babesia/EHR Detection Kit	WB	6 T
VVC49	HM/HW/ANA/Bartonella Detection Kit	WB	6 T
VVC50	Giardia/α-CoV Detection Kit	R	6 T
VVC51	α-CoV/CPV Detection Kit	F/R	6 T
VVC52	FPV/FCV/Giardia Detection Kit	F/R	6 T
VVC53	FPV/Giardia Detection Kit	R	6 T
VVC54	CPV/Giardia Detection Kit	R	6 T

*R: Rectal, F: Feces, WB: Whole Blood

PET CARE ALL PCR PANEL KITS

Ref. No	Name	Pathogens	Specimen*	Kit Size
VVC72	Canine Blood ID-15 Genotyping qPCR Kit	<i>Bartonella spp.</i> , <i>Babesia spp.</i> , <i>Staphylococcus spp.</i> , <i>Anaplasma spp.</i> , <i>Leishmania spp.</i> , <i>Escherichia coli</i> , <i>Leptospira spp.</i> , <i>Hepatozoon canis</i> , <i>Mycoplasma haemocanis</i> , <i>Ehrlichia canis</i> , <i>Dirofilaria immitis</i> , <i>Rickettsia spp.</i> , <i>Borrelia burgdorferi</i> , <i>Streptococcus spp.</i> , <i>Salmonella spp.</i>	WB	6 T
VVC73	Canine Gastro ID-15 Genotyping qPCR Kit	<i>Cystoisospora spp.</i> , <i>Giardia intestinalis</i> , <i>Cryptosporidium spp.</i> , Canine coronavirus, Canine distemper virus, Canine parvovirus, Canine circovirus, Canine rotavirus (Type A), Canine astrovirus, <i>Clostridium perfringens</i> , <i>Clostridium difficile</i> , <i>Salmonella spp.</i> , <i>Campylobacter spp.</i> , <i>Yersinia enterocolitica</i> , <i>Escherichia coli</i>	F	6 T
VVC74	Dermal ID-12 Genotyping qPCR Kit	<i>Candida spp.</i> , <i>Candida albicans</i> , <i>Candida tropicalis</i> , <i>Candida parapsilosis</i> , <i>Malassezia spp.</i> , <i>Malassezia pachydermatis</i> , <i>Microsporium canis</i> , <i>Microsporium gypseum</i> , <i>Trichophyton spp.</i> , <i>Staphylococcus spp.</i> , <i>Aspergillus fumigatus</i> , <i>Microsporium spp.</i>	L	6 T
VVC76	Feline Blood Panel V.1 Genotyping qPCR Kit	<i>Bartonella henselae</i> , <i>Mycoplasma haemofelis</i> , <i>Ehrlichia spp.</i> , <i>Rickettsia spp.</i> , <i>Anaplasma spp.</i> , <i>Babesia spp.</i> , <i>Hepatozoon felis</i> , <i>Toxoplasma gondii</i> , <i>Dirofilaria immitis</i> , Feline immunodeficiency virus, Feline leukemia virus, <i>Borrelia burgdorferi</i>	WB	6 T
VVC77	Feline Blood Panel V.2 Genotyping qPCR Kit	<i>Pasteurella multocida</i> , <i>Staphylococcus spp.</i> , <i>Escherichia coli</i> , <i>Chlamydia spp.</i> , <i>Streptococcus spp.</i> , <i>Candida spp.</i> , <i>Microsporium spp.</i> , Feline coronavirus, Feline herpesvirus, Feline calicivirus, Feline panleukopenia virus	WB	6 T
VVC78	Canine Respiratory ID-10 Genotyping qPCR Kit	<i>Bordetella bronchiseptica</i> , Canine parainfluenza virus, Canine influenza virus (A), Canine distemper virus, Canine astrovirus, <i>Mycoplasma spp.</i> , Canine pneumovirus, Canine respiratory coronavirus, <i>Streptococcus spp.</i> , Canine adenovirus type 1 & 2	OP/NP	6 T
VVC79	Feline Respiratory ID-7 Genotyping qPCR Kit	<i>Pasteurella multocida</i> , <i>Mycoplasma spp.</i> , <i>Bordetella bronchiseptica</i> , Feline herpesvirus, Feline calicivirus, <i>Chlamydia spp.</i> , <i>Streptococcus spp.</i>	OP/NP	6 T
VVC80	Feline Gastro ID-12 Genotyping qPCR Kit	Feline coronavirus, Feline panleukopenia virus, <i>Clostridium perfringens</i> , <i>Clostridium difficile</i> , <i>Toxoplasma gondii</i> , <i>Escherichia coli</i> , <i>Salmonella spp.</i> , <i>Campylobacter spp.</i> , <i>Tritrichomonas foetus</i> , <i>Cystoisospora spp.</i> , <i>Cryptosporidium spp.</i> , <i>Giardia intestinalis</i>	F	6 T

*F: Feces, WB: Whole Blood, L: Lesion, NP: Nasopharyngeal, OP: Oropharyngeal

SHRIMP PCR KITS

- It is in lyophilized form.
- Offer the possibility of combo options.



Box Content

- Single Nucleic Acid Extraction Cartridge
- Reagent
- Magnetic Rod
- Instruction for Use

WSSV Detection Kit

This kit is designed to detect White spot syndrome virus in the integumental epidermis samples of shrimp by using the fluorescent RT-PCR method.

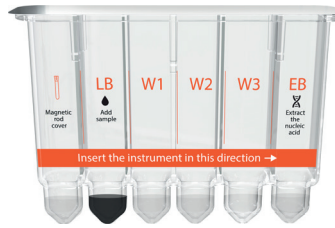
SHRIMP ALL PCR KITS

Ref. No	Name	Specimen*	Kit Size
VVK01	WSSV Detection Kit	TIS	6 T
VVK02	TSV Detection Kit	TIS	6 T
VVK03	IMNV Detection Kit	TIS	6 T
VVK04	YHV Detection Kit	TIS	6 T
VVK05	LSNV Detection Kit	TIS	6 T
VVK06	HPV Detection Kit	TIS	6 T
VVK07	IHHNV Detection Kit	TIS	6 T
VVK08	VIB Detection Kit	TIS	6 T
VVK09	EHP Detection Kit	TIS	6 T
VVK10	DIV1 Detection Kit	TIS	6 T
VVK11	MrNV Detection Kit	TIS	6 T
VVK12	NHPB Detection Kit	TIS	6 T
VVK13	PVNV Detection Kit	TIS	6 T
VVK14	VP Detection Kit	TIS	6 T
VVK15	VH Detection Kit	TIS	6 T
VVK16	HLV Detection Kit	TIS	6 T
VVK17	VP/AHPND/EHP Detection Kit	TIS	6 T
VVK18	VP/HLV/DIV1/AHPND Detection Kit	TIS	6 T
VVK19	EHP/VP/AHPND/WSSV Detection Kit	TIS	6 T
VVK20	AHPND/DIV1/VP/WSSV Detection Kit	TIS	6 T

*TIS: Tissue

FISH PCR KITS

- It is in lyophilized form.
- Offer the possibility of combo options.



Box Content

- Single Nucleic Acid Extraction Cartridge
- Reagent
- Magnetic Rod
- Instruction for Use

VNN Detection Kit

This kit is designed to detect Viral Nervous Necrosis in the brain samples of fish using the fluorescent RT-PCR method.

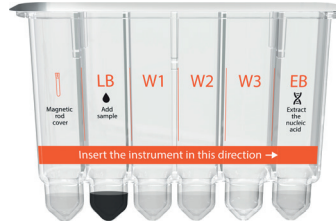
FISH ALL PCR KITS

Ref. No	Name	Specimen*	Kit Size
VVF01	ISAV Detection Kit	TIS	6 T
VVF02	SAV Detection Kit	TIS	6 T
VVF03	F.psyrophilum Detection Kit	TIS	6 T
VVF04	IPNV Detection Kit	TIS	6 T
VVF05	SRS Detection Kit	TIS	6 T
VVF06	BKD Detection Kit	TIS	6 T
VVF07	KHV Detection Kit	TIS	6 T
VVF08	SVCV Detection Kit	TIS	6 T
VVF09	VNN Detection Kit	TIS	6 T
VVF10	RSIV Detection Kit	TIS	6 T
VVF11	TiLV Detection Kit	TIS	6 T

*TIS: Tissue

POULTRY PCR KITS

- It is in lyophilized form.
- Offer the possibility of combo options.



Box Content

- Single Nucleic Acid Extraction Cartridge
- Reagent
- Magnetic Rod
- Instruction for Use

Avian Influenza Detection Kit

This kit is designed to detect Avian Influenza in the fecal samples of poultry by using the fluorescent RT-PCR method.

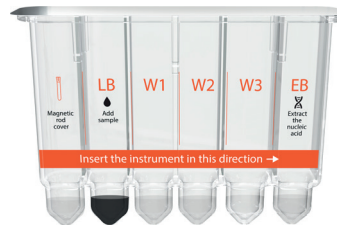
POULTRY ALL PCR KITS

Ref. No	Name	Specimen*	Kit Size
VVA01	Avian Mycoplasmosis Detection Kit	OP/T/C	6 T
VVA02	NDV Detection Kit	OP/T/C/F	6 T
VVA03	ILT Detection Kit	T/OP/E	6 T
VVA04	IBV Detection Kit	T/OP/C	6 T
VVA05	Fowl Adenovirus Detection Kit	C/F	6 T
VVA06	Salmonella Detection Kit	TIS/F	6 T
VVA07	Avian Influenza Detection Kit	OP/T/C/F	6 T
VVA08	Bordetella Detection Kit	T/OP/NP	6 T

*F: Feces, E: Eye, OP: Oropharyngeal, NP: Nasopharyngeal, TIS: Tissue, C: Cloaca, T: Trachea

EQUINE PCR KITS

- It is in lyophilized form.
- Offer the possibility of combo options.



Box Content

- Single Nucleic Acid Extraction Cartridge
- Reagent
- Magnetic Rod
- Instruction for Use

EAV Detection Kit

This kit is designed to detect Equine Arteritis Virus in the nasal swab samples of equine by using the fluorescent RT-PCR method.

EQUINE ALL PCR KITS

Ref. No	Name	Specimen*	Kit Size
VVE01	EAV Detection Kit	N/NP/OP	6 T
VVE02	EHV-1 Detection Kit	NP/OP	6 T
VVE03	EHV-4 Detection Kit	NP/OP	6 T
VVE04	EIAV Detection Kit	WB	6 T
VVE05	Influenza H3N8 Detection Kit	N/NP/OP	6 T
VVE06	Salmonella Spp. Detection Kit	F/R	6 T
VVE07	Streptococcus Equi Detection Kit	N/NP	6 T
VVE08	Taylorella Equigenitalis Detection Kit	G	6 T
VVE09	Theileria Equi Detection Kit	WB	6 T
VVE10	AHSV Detection Kit	WB	6 T

*R: Rectal, F: Feces, WB: Whole Blood, OP: Oropharyngeal, NP: Nasopharyngeal, N: Nasal, G: Genital



IN TEST WE TRUST

vitrosens.com