

2026

MOLECULAR DIAGNOSTIC

PRODUCT CATALOG

VITROSENS



V.06.5

IN
TEST
WE
TRUST

Contents

ABOUT US	4
DEVICE	6
PCR KITS	7
GASTROENTERITIS PATHOGENS	8
RESPIRATORY PATHOGENS	12
SEXUALLY TRANSMITTED INFECTION PATHOGENS	14
BLOOD DISEASE	16
ANTIBIOTIC RESISTANCE	17
CENTRAL NERVOUS SYSTEM (CNS) PATHOGENS	18
URINARY TRACT INFECTION (UTI) PATHOGENS	20
TROPICAL PATHOGENS	21
LYOPHILIZED PCR KITS	22
MAGNETIC BEAD-BASED SYSTEM	25
AUTOMATED NUCLEIC ACID EXTRACTION SYSTEMS	26
MAGNETIC BEAD BASED NUCLEIC ACID EXTRACTION KITS	29
SPIN COLUMN EXTRACTION	33
UNIVERSAL MEDIUMS	34

ABOUT US

| Our Story |

Vitrosens Biotechnology Inc., founded in Türkiye, has brought together R&D, production, and sales, since our establishment, to provide and develop accurate, game-changing in vitro diagnostic solutions. The company is a leading diagnostics firm committed to advancing science and improving the world through innovative technologies and groundbreaking research.



Our company operates the largest rapid test kit facility in Türkiye, and our manufacturing processes are carried out under ISO 13485: 2016 compliant quality systems. Our quality management systems have a Medical Device Single Audit Program (MDSAP) standards. The company's success is founded on our expertise in molecular biology, genetics, in-vitro-diagnostic (IVD), and point-of-care testing (POCT).

| Quality Standards |

The Medical Device Single Audit Program enables an Auditing Organization recognized by MDSAP to perform a sole regulatory audit for a medical device manufacturer, meeting the applicable requirements of the regulatory authorities involved in the program.

Jurisdictions:

- Therapeutic Goods Administration of Australia
- Brazil's Agência Nacional de Vigilância Sanitária
- Health Canada
- U.S. Food and Drug Administration



Health
Canada

Santé
Canada

| Certificates |

- Republic of Türkiye Ministry of Health
- Medical Device Single Audit Program (MDSAP)
- Free Sales Certificates – From Türkiye, the UK and the European Union
- Republic of Türkiye Ministry of Agriculture and Forestry
- Therapeutic Goods Administration (TGA)
- Medicines and Healthcare products Regulatory Agency of UK (MHRA)
- ISO 13485:2016
- ISO 14644-1 Cleanrooms and Associated Controlled Environments approved Class 8 Production Area

| Our Solutions |

- Rapid Test Kits Development
- Molecular Products Development
- Diagnostic Device Development
- OEM (Original Equipment Manufacturer)
- ODM (Original Design Manufacturer)
- Lyophilized Solution for MDx Solutions
- Immunofluorescence Assay Development

| Why Vitrosens? |

- Broad Test Spectrum
- Innovative IVD Products
- Experienced R&D and P&D Team
- Central Location- Fast Delivery to All The World
- Daily Production Capacity: 500.000 Tests
- 10.000 m² Facility Area
- Environmental Sustainability

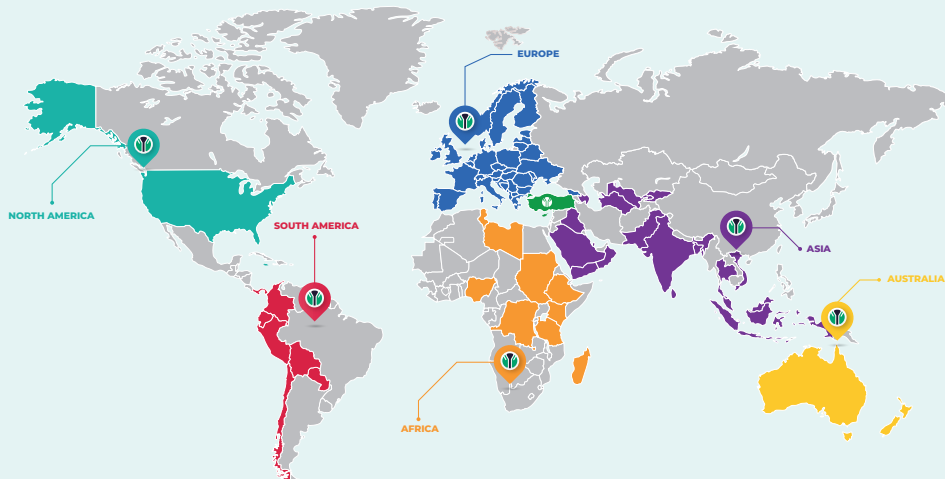
| Global Presence |

+50
Countries

6
Continents

+100
Partner Companies

+100M
Production Capacity



| Vitrosens Core Technology Platforms |



Colloidal Gold - Latex



Immunofluorescence




Molecular Diagnostic



Biomaterial



FIA Instrument



Molecular Instrument

| Our Brands |

| RapidFor | VetFor | MagFast | ChainPro | ChainFor | MagPro |
 | ViraSens | LyoSens | FIAPro | DrugFor | VNFOR | VTFOR |

| Polymerase Chain Reaction Systems |

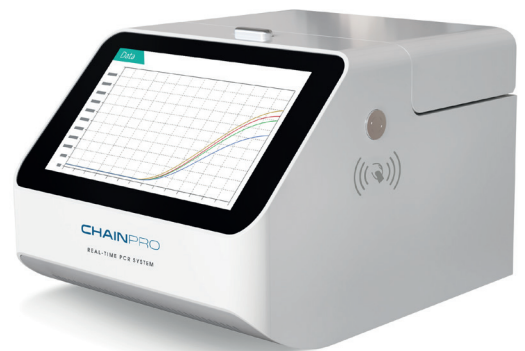
The PCR Instruments are a specialized laboratory device used for quantitative polymerase chain reaction (qPCR). It is designed for real-time PCR, which allows for the monitoring and quantification of DNA amplification as it occurs during the reaction. The instruments are a valuable tool in various fields, including molecular biology, genetics, microbiology, and medical research.

- Improved optical system for high specificity and sensitive detection.
- Reduced operating time.
- Power-off protection. Avoid the loss of experimental data and waste of reagents due to abrupt power-off.
- High sample throughput in diagnostic lab applications.



Real-Time Fluorescence Quantitative PCR Instrument

The Real-Time Fluorescence Quantitative PCR Instrument is a portable real-time quantitative PCR system with 16 sample capabilities designed for PCR detection.



| Performance Parameters |

REF No.	NGX16-4F
Detection Throughput	16 well
Fluorescence Channel	4 Channels
Applicable Probes/Fuels	Channel 1: FAM, SYBR Green I, SYTO 9, Eva Green, LC Green; Channel 2: HEX, VIC, TET, JOE Channel 3: ROX, Texas Red ; Channel 4: CY5
Light Source	High-Brightness, Long-Life, Maintenance-Free LEDs
Applicable Consumables	0.2 ml Transparent Single Tube and 8 Consecutive Tubes
Average Rate Of Warming	5.5°C/s
Average Cooling Rate	4.5°C/s
Temperature Uniformity	±0.3°C
Temperature Accuracy	±0.1°C
Hot Lid Temperature Range	Room Temperature ~105°C
Fluorescence Repeatability	CV≤3%
Sample Repeatability	CV≤3%
Fluorescence Linearity	The linear regression coefficient $r \geq 0.990$
Sample Linearity	The linear regression coefficient $r \geq 0.980$
Software Analysis Capabilities	It can support qualitative, relative quantitative, absolute quantitative, dissolution curve and other analysis
Open Mode	Support reagent open and reagent closed (achieved by swiping card) two modes
Display Screen	7-inch Full-color High-definition LCD Capacitive Screen
Report Printing	1. USB, cloud or computer report management software
Connection	Wired, Wireless WiFi
Power-Off Protection	Instantaneous power-off protection to continue running unfinished experiments after instrument restart
Size	214mm(W) * 203mm(L) * 168mm(H)
Weight	5kg
Features:	• Simplicity , • Precise , • Cloud connectivity , • Reagent blocking

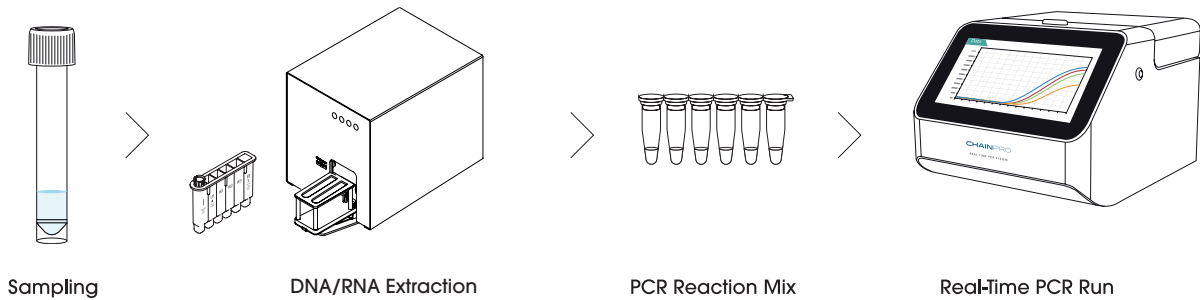
PCR KITS



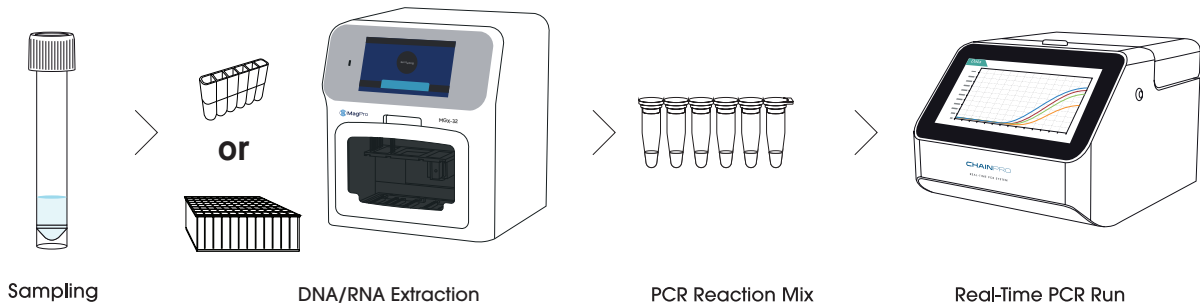
The ChainFor™ PCR Kits are a set of reagents, enzymes, and buffers designed for conducting the polymerase chain reaction (PCR). The ChainFor™ PCR Kit is provided in an easy-to-use Master and Oligomix format. ChainFor™ PCR Master Mix and Oligomix contain preoptimized concentrations of DNA Polymerase and MgCl₂, plus dNTPs and an innovative PCR buffer specially developed for PCR. The kit enables success in monoplex, multiplex, and Panel PCR. There is no need to optimize reaction conditions (e.g., the concentrations of primers, Mg²⁺, and Taq DNA polymerase) and cycling parameters due to unique preoptimized reagents included in the kit.



MGX-2 Workflow



MGX-32 Workflow



Advantages

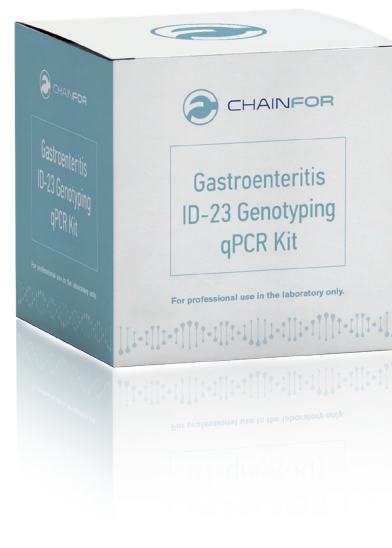
- Easy workflow & compatibility with various Real-Time qPCR instruments
- Ready to use
- Simple, rapid, and accurate detection
- High sensitivity detection
- Monoplex, Multiplex, and Pathogen genotyping experiment procedures
- FAM, ROX, Cy5, and HEX channel-based detection
- <60 minutes reaction
- Sensitivity: >98%
- Specificity: >98%

Compatible Real-Time PCR Systems:

- Biorad CFX96
- Thermo Scientific Quant Studio 5
- Qiagen Rotor-Gene Q
- Tianlong Genteier 96R

| Gastroenteritis ID-23 Genotyping qPCR Kit |

The Gastroenteritis ID-23 Genotyping qPCR Kit is a diagnostic tool for detecting and genotyping various gastroenteritis-causing agents (viruses, bacteria, and parasites) from rectal or stool swab samples. It employs Real-Time PCR technology to simultaneously identify up to 23 different targets, including a human genome control and uses multiple fluorescent channels for detection.



Target	Oligomix 1	Oligomix 2	Oligomix 3	Oligomix 4	Oligomix 5	Oligomix 6	Oligomix 7
<i>Salmonella spp.</i>	FAM						
<i>Campylobacter spp.</i>	CY5						
<i>Vibrio parahaemolyticus</i>	ROX						
RNase P (Internal Control)	HEX						
<i>Vibrio cholerae</i>		FAM					
<i>Plesiomonas shigelloides</i>		ROX					
<i>Shigella/Enteroinvasive E. coli (EIEC)</i>		CY5					
<i>Enteroaggregative E. coli (EAEC)</i>			FAM				
<i>Shiga toxin producing E. coli (STEC)</i>			ROX				
<i>Enteropathogenic E. coli (EPEC)</i>			CY5				
<i>Enterotoxigenic E. coli (ETEC)</i>			HEX				
<i>Clostridium difficile</i>				FAM			
<i>Clostridium difficile toxin A</i>				HEX			
<i>Clostridium difficile toxin B</i>				ROX			
<i>Clostridium difficile binary toxin A/B</i>				FAM, ROX, HEX			
Sapovirus (GI/GII/GIV/GV)					FAM		
Norovirus (GI/GII)					ROX		
Adenovirus						FAM	
<i>Giardia lamblia</i>						HEX	
<i>Entamoeba histolytica</i>						ROX	
<i>Cryptosporidium spp.</i>						CY5	
<i>Cyclospora cayetanensis</i>							FAM
Astrovirus							HEX
Rotavirus (A/B)							CY5

ALL GASTROENTERITIS PATHOGENS PRODUCTS |

Ref. No	Name	Target	Status
CFP20	Gastroenteritis Viral ID-5 Genotyping qPCR Kit	5 Viral Pathogens: Sapovirus (GI/GII/GIV/GV), Astrovirus, Norovirus (GI/GII), Rotavirus (A,B), Adenovirus	CE
CFP21	Gastroenteritis Bacterial ID-14 Genotyping qPCR Kit	14 Bacterial Pathogen Targets: <i>Salmonella</i> spp., <i>Campylobacter</i> spp., <i>Vibrio parahaemolyticus</i> , <i>Vibrio cholerae</i> , <i>Plesiomonas shigelloides</i> , <i>Shigella/Enteroinvasive E.coli (EIEC)</i> , <i>Enteraggregative E. coli (EAEC)</i> , <i>Enteropathogenic E.coli (EPEC)</i> , <i>Enterotoxigenic E.coli (ETEC)</i> , <i>Clostridium difficile</i> , <i>Clostridium difficile toxin A</i> , <i>Clostridium difficile toxin B</i> , <i>Clostridium difficile binary toxin A/B</i> , <i>Shiga toxin producing E. coli (STEC)</i>	CE
CFP22	Gastroenteritis Parasitic ID-4 Genotyping qPCR Kit	4 Parasitic Pathogen Targets: <i>Giardia lamblia</i> , <i>Entamoeba histolytica</i> , <i>Cryptosporidium</i> spp., <i>Cyclospora cayetanensis</i> ,	CE
CFP23	Gastroenteritis ID-23 Genotyping qPCR Kit	15 Bacterial Pathogen Targets: <i>Salmonella</i> spp., <i>Campylobacter</i> spp., <i>Vibrio parahaemolyticus</i> , <i>Vibrio cholera</i> , <i>Plesiomonas shigelloides</i> , <i>Shigella/Enteroinvasive E.coli (EIEC)</i> , <i>Enteraggregative E. coli (EAEC)</i> , <i>Shiga toxin-producing E.coli (STEC)</i> , <i>Enteropathogenic E.coli (EPEC)</i> , <i>Enterotoxigenic E.coli (ETEC)</i> , <i>Clostridium difficile</i> , <i>Clostridium difficile toxin A</i> , <i>Clostridium difficile toxin B</i> , <i>Clostridium difficile binary toxin A/B</i> 4 Parasitic Pathogen Targets: <i>Giardia lamblia</i> , <i>Entamoeba histolytica</i> , <i>Cryptosporidium</i> spp., <i>Cyclospora cayetanensis</i> , 4 Viral Pathogens: Sapovirus (GI/GII/GIV/GV), Astrovirus, Norovirus (GI/GII), Rotavirus (A/B), Adenovirus	CE
CFP30	Salmonella spp. qPCR Kit	<i>Salmonella</i> spp.	CE
CFP31	Campylobacter spp. qPCR Kit	<i>Campylobacter</i> spp.	CE
CFP32	Yersinia enterocolitica qPCR Kit	<i>Yersinia enterocolitica</i>	CE
CFP33	Shigella (EIEC) qPCR Kit	2 Bacterial Pathogens <i>Shigella (S. dysenteriae, S. flexneri, S. boydii and S. sonnei) + Enteroinvasive E. coli</i>	CE
CFP34	Clostridium difficile qPCR Kit	<i>Clostridium difficile</i>	CE
CFP35	Clostridium difficile Toxin A qPCR Kit	<i>Clostridium difficile toxin A</i>	CE
CFP36	Clostridium Difficile Toxin B qPCR Kit	<i>Clostridium difficile toxin B</i>	CE
CFP37	Clostridium difficile Toxin A/B Genotyping qPCR Kit	<i>Clostridium difficile binary toxin A + B</i>	CE
CFP38	Adenovirus qPCR Kit	Adenovirus	CE

ALL GASTROENTERITIS PATHOGENS PRODUCTS

Ref. No	Name	Target	Status
CFP39	Astrovirus qPCR Kit	Astrovirus	CE
CFP42	Rotavirus qPCR Kit	Rotavirus (A/B)	CE
CFP43	Sapovirus qPCR Kit	Sapovirus (GI/GII/GIV/GV)	CE
CFP45	Cryptosporidium qPCR Kit	<i>Cryptosporidium spp.</i>	CE
CFP46	Entamoeba histolytica qPCR Kit	<i>Entamoeba histolytica</i>	CE
CFP47	Giardia qPCR Kit	<i>Giardia lamblia</i>	CE
CFP48	Dientamoeba fragilis qPCR Kit	<i>Dientamoeba fragilis</i>	CE
CFP49	Entamoeba dispar qPCR Kit	<i>Entamoeba dispar</i>	CE
CFP51	EHEC/EPEC/EIEC Genotyping qPCR Kit	3 Bacterial Pathogens <i>Enterohemorrhagic E.coli (EHEC) + Enteropathogenic E.coli (EPEC) + Enteroinvasive E.coli (EIEC)</i>	CE
CFP52	ETEC/EIEC Genotyping qPCR Kit	2 Bacterial Pathogens <i>Enterotoxigenic E. coli (ETEC) + Enteroinvasive E. coli (EIEC)</i>	CE
CFP53	Aeromonas/Yersinia enterocolitica Genotyping qPCR Kit	2 Bacterial Pathogens <i>Aeromonas + Yersinia enterocolitica</i>	CE
CFP54	CT/NG/MG/TP Genotyping qPCR Kit	3 Bacterial Pathogens <i>Chlamydia trachomatis + Neisseria gonorrhoeae + Mycoplasma genitalium</i>	CE
CFP55	Salmonella/Campylobacter/Shigella (EIEC) Genotyping qPCR Kit	4 Bacterial Pathogens <i>Salmonella + Campylobacter + Shigella + Enteroinvasive E. coli (EIEC)</i>	CE
CFP56	Salmonella/Campylobacter/Yersinia enterocolitica Genotyping qPCR Kit	3 Bacterial Pathogens <i>Salmonella + Campylobacter + Yersinia enterocolitica</i>	CE
CFP57	Norovirus qPCR Kit	Norovirus GI + GII	CE
CFP58	Blastocystis hominis/Dientamoeba fragilis Genotyping qPCR Kit	<i>Blastocystis hominis + Dientamoeba fragilis</i>	CE

| ALL GASTROENTERITIS PATHOGENS PRODUCTS |

Ref. No	Name	Target	Status
CFP59	Cryptosporidium/Giardia/E. histolytica Genotyping qPCR Kit	<i>Cryptosporidium + Giardia + Entamoeba histolytica</i>	CE
CFP70	HEV qPCR Kit	Hepatitis E	CE
CFP73	Rota/Adeno Genotyping qPCR Kit	Rotavirus (A/B), Adenovirus	CE
CFP78	Parechovirus qPCR Kit	Parechovirus	CE

| Respiratory ID-28 Genotyping qPCR Kit |

The Respiratory Infection ID-28 Genotyping qPCR Kit is a diagnostic tool for detecting and genotyping various respiratory agents (viruses and bacteria) from various respiratory sample types. It uses Real-Time PCR technology to simultaneously identify up to 28 different targets, including a human genome control and employs multiple fluorescent channels for detection. The intended use and product description are quite similar to the gastroenteritis kit but are tailored to respiratory infections.



Target	Oligomix 1	Oligomix 2	Oligomix 3	Oligomix 4	Oligomix 5	Oligomix 6	Oligomix 7	Oligomix 8
SARS-CoV-2	FAM							
Influenza A	ROX							
Influenza B	CY5							
RNase P (Internal Control)	HEX							
Human Parainfluenza 3		FAM						
<i>Mycoplasma pneumoniae</i>		HEX						
<i>Bordatella pertussis</i>		CY5						
Adenovirus			FAM					
<i>Streptococcus pneumoniae</i>			HEX					
<i>Moraxella catarrhalis</i>			CY5					
<i>Chlamydomphila pneumoniae</i>			ROX					
Human Coronavirus NL63				FAM				
Human Parainfluenza 4				ROX				
Human Parechovirus				HEX				
Human Metapneumovirus				CY5				
Human Coronavirus OC43					FAM			
RSV					HEX			
Parainfluenza 1					ROX			
Human Coronavirus 229E						FAM		
<i>Streptococcus pyogenes</i>						ROX		
<i>Legionella pneumophila</i>						CY5		
Human Bocavirus						HEX		
Human Coronavirus HKU1							FAM	
Human Rhinovirus							CY5	
Human Parainfluenza 2							ROX	
Enterovirus							HEX	
<i>Staphylococcus aureus</i>								FAM
<i>Klebsiella pneumoniae</i>								CY5
<i>Haemophilus influenzae</i>								ROX

ALL RESPIRATORY PATHOGENS PRODUCTS

Ref. No	Name	Target	Status
CFP01	SARS-CoV-2 qPCR Kit	SARS-CoV-2, N1, N2	CE
CFP05	SARS-CoV-2/FLU Genotyping qPCR Kit	3 Viral Pathogens: SARS-CoV-2 + Influenza A + Influenza B	CE
CFP06	SARS-CoV-2/FLU/RSV Genotyping qPCR Kit	4 Viral Pathogens: SARS-CoV-2, Flu (A,B), RSV	CE
CFP12	Respiratory ID-28 Genotyping qPCR Kit	9 Bacterial Pathogens: <i>Bordetella pertussis, Chlamydomphila pneumoniae, Klebsiella pneumoniae, Legionella pneumophila, Moraxella catarrhalis, Mycoplasma pneumoniae, Staphylococcus aureus, Streptococcus pneumoniae, Streptococcus pyogenes</i> 19 Viral Pathogens: SARS-CoV-2, Adenovirus, Haemophilus influenza, Human Bocavirus, Human Corona 229E, Human Corona HKU1, Human Corona NL63, Human Corona OC43, Human Enterovirus, Human Metapneumovirus, Human Parainfluenza 1,2,3, and 4, Human Parechovirus, Human Rhinovirus, Influenza A/B (include H1Nx), Respiratory syncytial virus A/B	CE
CFP13	Respiratory ID-4 Genotyping qPCR Kit	4 Viral Pathogens: SARS-CoV-2 + Influenza A + Influenza B + RSV	CE
CFP19	MTB/non-TB Genotyping qPCR Kit	Bacterial Pathogen: <i>Mycobacterium Tuberculosis, Non-Tuberculosis DNA (M.avium, M.kansasii, M.intracellulare, M.abscessus, M.marseillense)</i>	CE
CFP29	SARS-CoV-2 Multiplex qPCR Kit	S, N, ORF1AB	CE
CFP60	H1N1 qPCR Kit	Influenza A (H1N1)	CE
CFP61	Mycoplasma pneumoniae qPCR Kit	<i>Mycoplasma pneumoniae</i>	CE
CFP62	Streptococcus pneumoniae qPCR Kit	<i>Streptococcus pneumoniae</i>	CE
CFP63	Legionella pneumoniae qPCR Kit	<i>Legionella pneumonia</i>	CE
CFP64	FLU A + B qPCR Kit	Influenza A/B	CE
CFP65	FLU A ID-4 Genotyping qPCR Kit	4 Viral Pathogens Influenza A, Influenza A-H1, Influenza A H5Nx, Influenza A H7Nx	CE
CFP66	FLU ID-3 Genotyping qPCR Kit	3 Viral Pathogens Influenza A + Influenza B + Influenza A-H1	CE
CFP67	FLU ID-2 Genotyping qPCR Kit	2 Viral Pathogens Influenza A + Influenza B	CE
CFP77	hMPV qPCR Kit	Human Metapneumovirus (hMPV)	CE
CFP79	Rhinovirus qPCR Kit	Rhinovirus	CE
CFP80	Bordetella pertussis qPCR Kit	<i>Bordetella pertussis</i>	CE
CFP81	Moraxella catarrhalis qPCR Kit	<i>Moraxella catarrhalis</i>	CE
CFP90	Measles qPCR Kit	Measles Virus	CE
CFP103	Mumps qPCR Kit	Mumps Virus	CE

SEXUALLY TRANSMITTED INFECTION PATHOGENS

| STI ID-12 Genotyping qPCR Kit |

The STI ID-12 Genotyping qPCR Kit is a diagnostic tool designed for the qualitative detection of sexually transmitted infections (STIs) caused by viral and bacterial pathogens. It utilizes Real-Time PCR technology, which provides rapid and sensitive results in 4 tubes for the detection of up to 12 different STI pathogens. This kit is intended for in vitro diagnosis and can be applied to samples obtained from genital swabs, genital fluids, and biopsies. The presence of at least one positive result for a target on the STI pathogens' genome is indicated for diagnosis. In areas where STI pathogens are prevalent, multiple discriminating targets can be used for diagnosis. The kit also includes an internal control targeting the RNase P gene in the human genome to ensure test quality and reliability. It uses different fluorescent channels (FAM, ROX, Cy5, HEX) for specific target identification.



Target	Oligomix 1	Oligomix 2	Oligomix 3	Oligomix 4
<i>Neisseria gonorrhoeae</i>	FAM			
<i>Gardnerella vaginalis</i>	ROX			
<i>Mycoplasma genitalium</i>	CY5			
<i>Streptococcus agalactiae</i>	HEX			
<i>Mycoplasma hominis</i>		FAM		
HSV-2		ROX		
<i>Treponema pallidum</i>		CY5		
<i>Chlamydia trachomatis</i>			CY5	
<i>Ureaplasma parvum</i>			ROX	
RNase P (Internal Control)			HEX	
HSV-1				FAM
<i>Trichomonas vaginalis</i>				ROX
<i>Ureaplasma urealyticum</i>				CY5

ALL SEXUALLY TRANSMITTED INFECTION PATHOGENS PRODUCTS |

Ref. No	Name	Target	Status
CFP09	HPV ID-14 Genotyping qPCR Kit	14 Genotypes of hrHPV: 16, 18, 31, 33, 35, 39, 45, 52, 56, 58, 59, 66, 68, 70	CE
CFP11	STI ID-12 Genotyping qPCR Kit	9 Bacterial Pathogens: <i>Treponema pallidum, Gardnerella vaginalis, Chlamydia trachomatis, Neisseria gonorrhoeae, Mycoplasma hominis, Mycoplasma genitalium, Ureaplasma parvum, Ureaplasma Urealyticum, Streptococcus agalactiae</i> 2 Viral Pathogens: Herpes Simplex Virus-1, Herpes Simplex Virus-2 Parasitic Agents: <i>Trichomonas vaginalis</i>	RUO
CFP14	Vaginosis ID-20 Genotyping qPCR Kit	16 Bacterial Pathogens: <i>Haemophilus ducreyi, Bacterial Vaginosis Associated Bacteria-2 (BVAB- 2), Enterococcus faecalis, Escherichia coli, Fannyhessea vaginae, Lactobacillus crispatus, Lactobacillus gasseri, Lactobacillus iners, Lactobacillus jensenii, Megasphaera phylotype 1 (MP1), Megasphaera phylotype 2 (MP2), Mobiluncus curtisii, Mobiluncus mulieris, Prevotella bivia, Staphylococcus aureus, Streptococcus agalactiae</i> 4 Fungal Pathogens: <i>Candida albicans, Candida glabrata</i>	CE
CFP74	HPV 16/18 Genotyping qPCR Kit	2 Genotypes of hrHPV: 16,18	CE
CFP75	Neisseria gonorrhoeae qPCR Kit	<i>Neisseria gonorrhoeae</i>	CE
CFP76	Chlamydia trachomatis qPCR Kit	<i>Chlamydia trachomatis</i>	RUO
CFP82	CT/NG/MG Genotyping qPCR Kit	3 Bacterial Pathogens <i>Chlamydia trachomatis + Neisseria gonorrhoeae + Mycoplasma genitalium</i>	RUO
CFP83	Genital Ulcer Genotyping qPCR Kit	HSV 1, HSV 2, <i>Treponema pallidum</i>	CE
CFP85	Gardnerella vaginalis qPCR Kit	<i>Gardnerella vaginalis</i>	CE
CFP86	Mycoplasma genitalium qPCR Kit	<i>Mycoplasma genitalium</i>	CE
CFP87	Trichomonas vaginalis qPCR Kit	<i>Trichomonas vaginalis</i>	CE
CFP88	Ureaplasma parvum qPCR Kit	<i>Ureaplasma parvum</i>	CE
CFP89	Vesicular Rash Genotyping qPCR Kit	HSV 1, HSV 2, Varicella-Zoster Virus	CE
CFP97	Candida auris qPCR Kit	<i>Candida auris</i>	CE
CFP117	HPV ID-16 Genotyping qPCR Kit	2 Genotypes of IrHPV: 6,11 14 Genotypes of hrHPV: 16, 18, 31, 33, 35, 39, 45, 51, 52, 56, 58, 59, 66, 68	CE
CFP130	CT/NG/TV Genotyping qPCR Kit	3 Bacterial Pathogens <i>Chlamydia trachomatis + Neisseria gonorrhoeae + Trichomonas vaginalis</i>	RUO
CFP146	HPV ID-14 Screening qPCR Kit	12 Pool of hrHPV: 31, 33, 35, 39, 45, 51, 52, 56, 58, 59, 66, 68 2 Genotypes of hrHPV: 16,18	CE

| Parvovirus B19 qPCR Kit |

The Parvovirus B19 Detection qPCR Kit is a diagnostic tool designed for the qualitative detection of human parvovirus B19 specific DNA. Human parvovirus B19, sometimes referred to as erythrovirus B19 or B19 virus. The kit is intended for in vitro diagnosis and is applied to nucleic acid isolates obtained from whole blood. Parvovirus B19 is most known for causing disease in the pediatric population; however, it can also affect adults. It is the classic cause of the childhood rash called fifth disease or erythema infectiosum, or “slapped cheek syndrome.”



| ALL BLOOD PATHOGENS PRODUCTS |

Ref. No	Name	Target	Status
CFP02	HBV qPCR Kit	Hepatitis B	RUO
CFP03	HCV qPCR Kit	Hepatitis C	RUO
CFP04	HIV-1 qPCR Kit	HIV-1	RUO
CFP68	EBV qPCR Kit	Epstein-Barr Virus	CE
CFP69	CMV qPCR Kit	Cytomegalovirus	RUO
CFP71	HAV qPCR Kit	Hepatitis A	RUO
CFP72	HDV qPCR Kit	Hepatitis Delta	RUO
CFP91	Toxoplasma qPCR Kit	<i>Toxoplasma spp.</i>	RUO
CFP93	Parvovirus B19 qPCR Kit	Parvovirus B19	CE
CFP104	TTV qPCR Kit	Transfusion-Transmitted Virus	CE

ANTIBIOTIC RESISTANCE

| ABR ID-23 qPCR Genotyping Kit |

ABR ID-23 Genotyping qPCR Kit is a specialized tool used to identify the presence of antibiotic-resistant genes in bacterial samples. This technology utilizes the polymerase chain reaction (PCR) method, which amplifies specific DNA sequences, making it easier to study them in detail. By targeting genes known to confer resistance to antibiotics, the kit can quickly and accurately determine whether a bacterial strain has the potential to withstand certain antibiotics. This is crucial for guiding treatment decisions and managing antibiotic use effectively. The kit typically includes all necessary reagents and instructions for conducting the PCR, and it is designed for use in both clinical and research settings to help curb the spread of antibiotic-resistant infections.



Target	Oligomix 1	Oligomix 2	Oligomix 3	Oligomix 4	Oligomix 5	Oligomix 6
ac6-1b/aacA4-Aminoglycoside	FAM					
IMP – Carbapenem resistance	CY5					
KPC – Carbapenem resistance	ROX					
RNase P (Internal Control)	HEX					
aac(6)-Ib-cr-Aminoglycoside		FAM				
NDM – Carbapenem resistance		HEX				
OXA-48 – Carbapenem resistance		CY5				
ermA-Macrolide/Clindamycin		ROX				
ermB-Macrolide/Clindamycin			FAM			
ermC-Macrolide/Clindamycin			HEX			
mecA/mecC – Methicillin resistance			CY5			
ampC-Penicillin & B-lactam			ROX			
CTX-Penicillin & B-lactam				FAM		
VIM-Penicillin & B-lactam				HEX		
SHV-Penicillin & B-lactam				CY5		
qnrA-Quinolone resistance				ROX		
qnrB-Quinolone resistance					FAM	
qnrS-Quinolone resistance					HEX	
tetM-Tetracyclines					CY5	
dfrA-Trimethoprim / Sulfamethoxazole					ROX	
vanA-Vancomycin						FAM
vanB-Vancomycin						CY5
vanC1-Vancomycin						ROX
Sul1-Trimethoprim / Sulfamethoxazole						HEX

| ALL ANTIBIOTIC RESISTANCE PRODUCTS |

Ref. No	Name	Target	Status
CFP84	ABR ID-23 Genotyping qPCR Kit	ac6-1b/aacA4-Aminoglycoside, IMP – Carbapenem resistance, KPC – Carbapenem resistance, aac(6)-Ib-cr-Aminoglycoside, NDM – Carbapenem resistance, OXA-48 – Carbapenem resistance, ermA-Macrolide/Clindamycin, ermB-Macrolide/Clindamycin, ermC-Macrolide/Clindamycin, mecA/mecC – Methicillin resistance, ampC-Penicillin & B-lactam, CTX-Penicillin & B-lactam, VIM-Penicillin & B-lactam, SHV-Penicillin & B-lactam, qnrA-Quinolone resistance, qnrB-Quinolone resistance, qnrS-Quinolone resistance, tetM-Tetracyclines, dfrA-Trimethoprim / Sulfamethoxazole, vanA-Vancomycin, vanB-Vancomycin, vanC1-Vancomycin, Sul1-Trimethoprim / Sulfamethoxazole	CE
CFP106	ABR ID-12 Genotyping qPCR Kit	CTX-M ESBL, KPC – Carbapenem resistance, IMP – Carbapenem resistance, sul – Sulfonamide resistance, dfrA - Trimethoprim resistance, vanB – Vancomycin resistance, NDM – Carbapenem resistance, qnr - Quinolone resistance, OXA-48 – Carbapenem resistance, VIM – Carbapenem resistance, vanA - Vancomycin resistance, mecA/mecC – Methicillin resistance	CE

| Bacterial Meningitis Panel Genotyping qPCR Kit |

The Bacterial Meningitis Panel Genotyping qPCR Kit is a diagnostic tool designed for the qualitative detection of infections related to the central nervous system (CNS). It utilizes Real-Time PCR technology for rapid and sensitive results. This kit can simultaneously identify up to 7 different targets, including bacterial and fungal agents associated with these infections. The kit is intended for in vitro diagnosis and is used with nucleic acid isolates obtained from cerebrospinal fluid and blood samples. An internal control targeting the RNase P gene in the human genome is included to ensure the quality and reliability of the test. Multiple fluorescent channels (FAM, ROX, Cy5, HEX) are used for specific target identification, enhancing the accuracy of the diagnosis.



Target	Oligomix 1	Oligomix 2
<i>Neisseria meningitidis</i>	FAM	
<i>Haemophilus influenzae</i>	ROX	
<i>Streptococcus pneumoniae</i>	CY5	
Rnase P (Internal Control)	HEX	
<i>Escherichia Coli K1</i>		FAM
<i>Cryptococcus gattii/neoformans</i>		ROX
<i>Streptococcus agalactiae</i>		HEX

| ALL CENTRAL NERVOUS SYSTEM (CNS) PATHOGENS PRODUCTS |

Ref. No	Name	Target	Status
CFP150	Bacterial Meningitis Panel Genotyping qPCR Kit	7 Bacterial Pathogens: <i>Neisseria meningitidis, Haemophilus influenzae, Streptococcus pneumoniae, Escherichia Coli K1, Cryptococcus gattii/neoformans, Streptococcus agalactiae</i>	CE
CFP151	H. influenzae/N. meningitidis/S. pneumoniae Genotyping qPCR Kit	3 Bacterial Pathogens: <i>Neisseria meningitidis, Haemophilus influenzae, Streptococcus pneumoniae</i>	CE

URINARY TRACT INFECTION (UTI) PATHOGENS

| UTI ID-27 Genotyping qPCR Kit |

The Urinary Tract Infection ID-27 Genotyping qPCR Kit is a diagnostic tool designed for the qualitative detection of urinary tract infections (UTIs). This kit is intended for in vitro diagnosis and is used to identify a range of pathogens associated with UTIs, including bacterial agents, and fungal agents. It is applied to nucleic acid isolates obtained from urine samples.



Target	Oligomix 1	Oligomix 2	Oligomix 3	Oligomix 4	Oligomix 5	Oligomix 6	Oligomix 7	Oligomix 8
<i>Staphylococcus aureus</i>	FAM							
<i>Acinetobacter baumannii</i>	ROX							
<i>Klebsiella pneumoniae</i>	CY5							
RNase P (Internal Control)	HEX							
<i>Staphylococcus saprophyticus</i>		HEX						
<i>Candida parapsilosis</i>		ROX						
<i>Aerococcus urinae</i>		CY5						
<i>Pseudomonas aeruginosa</i>			FAM					
<i>Enterococcus faecalis</i>			HEX					
<i>Enterococcus faecium</i>			CY5					
<i>Providencia stuartii</i>			ROX					
<i>Treponema pallidum</i>				FAM				
<i>Ureaplasma urealyticum</i>				CY5				
<i>Proteus vulgaris</i>				ROX				
<i>Candida glabrata</i>					FAM			
<i>Serratia marcescens</i>					HEX			
<i>Proteus mirabilis</i>					CY5			
<i>Escherichia coli</i>					ROX			
<i>Candida albicans</i>						FAM		
<i>Corynebacterium urealyticum</i>						HEX		
<i>Klebsiella oxytoca</i>						CY5		
<i>Ureaplasma parvum</i>						ROX		
<i>Candida auris</i>							FAM	
<i>Enterobacter cloacae</i>							HEX	
<i>Citrobacter freundii</i>							CY5	
<i>Candida tropicalis</i>								FAM
<i>Candida krusei</i>								ROX
<i>Streptococcus agalactiae</i>								HEX

Ref. No	Name	Target	Status
CFP16	UTI ID-27 Genotyping qPCR Kit	<p>21 Bacterial Pathogens: <i>Acinetobacter baumannii, Staphylococcus aureus, Klebsiella pneumoniae, Staphylococcus saprophyticus, Aerococcus urinae, Pseudomonas aeruginosa, Streptococcus agalactiae, Providencia stuartii, Treponema pallidum, Enterococcus faecalis, Enterococcus faecium, Ureaplasma urealyticum, Proteus vulgaris, Serratia marcescens, Proteus mirabilis, Escherichia coli, Corynebacterium urealyticum, Klebsiella oxytoca, Ureaplasma parvum, Enterobacter cloacae, Citrobacter freundii</i></p> <p>6 Fungal Pathogens: <i>Candida parapsilosis, Candida glabrata, Candida albicans, Candida auris, Candida tropicalis, Candida krusei</i></p>	CE

TROPICAL PATHOGENS

| Dengue qPCR Kit |

The Dengue Virus Detection qPCR Kit is a powerful diagnostic tool designed to detect the presence of the dengue virus with precision and speed. Utilizing quantitative PCR (qPCR) technology, this kit allows for the accurate identification and quantification of the dengue virus in biological samples. Dengue virus infections, transmitted through mosquito bites, can vary in severity, making early detection crucial for effective patient management. With this kit, healthcare professionals can swiftly and confidently diagnose dengue infections, enabling timely treatment and surveillance in regions prone to dengue outbreaks.



| ALL TROPICAL PATHOGENS PRODUCTS |

Ref. No	Name	Target	Status
CFP94	Chikungunya qPCR Kit	Chikungunya Virus	CE
CFP95	Dengue qPCR Kit	Dengue Virus	CE
CFP116	Dengue/Chikungunya Genotyping qPCR Kit	Dengue Virus, Chikungunya Virus	CE
CFP96	Lyme Disease qPCR Kit	<i>Borrelia burgdorferi</i>	CE
CFP98	Malaria qPCR Kit	<i>Plasmodium falciparum</i> , <i>Plasmodium vivax</i>	CE
CFP99	<i>Plasmodium falciparum</i> qPCR Kit	<i>Plasmodium falciparum</i>	CE
CFP100	MPXV qPCR Kit	Monkeypox virus	CE
CFP101	West Nile qPCR Kit	West Nile Virus	CE
CFP102	Zika qPCR Kit	Zika Virus	CE
CFP105	CCHFV qPCR Kit	Crimean-Congo Hemorrhagic Fever Virus	CE

| Lyophilized PCR Kits |

Lyophilized PCR kits are a type of molecular biology product used for polymerase chain reaction amplification of DNA. These kits contain the necessary reagents, enzymes, and buffers for performing PCR, but the components are stabilized through lyophilization, which involves freezing the reagents and then removing the frozen solvent (usually water) under reduced pressure, leaving behind a dry and stable product.

Advantages

- Long Shelf Life
- Room Temperature Storage
- Reduced Risk of Contamination
- Instant Reagent Availability
- Space and Weight Efficiency
- Ease of Use

0.2 ml Single Flat Cap PCR Tube Format 

0.2 ml 8-Strip Format 



| ALL LYOPHILIZED PCR PRODUCTS |

Group	REF No	Name	Target	Status
RESPIRATORY PATHOGENS	LYO01	SARS-CoV-2/FLU Genotyping qPCR Kit	SARS-CoV-2, Influenza A + Influenza B	CE
	LYO02	SARS-CoV-2/FLU/RSV Genotyping qPCR Kit	SARS-CoV-2 , FLU (A,B) , RSV	CE
	LYO33	H1Nx qPCR Kit	Influenza A (H1N1)	CE
	LYO34	Mycoplasma pneumoniae qPCR Kit	<i>Mycoplasma pneumoniae</i>	CE
	LYO35	Streptococcus pneumoniae qPCR Kit	<i>Streptococcus pneumoniae</i>	CE
	LYO36	Legionella pneumoniae qPCR Kit	<i>Legionella pneumoniae</i>	CE
	LYO37	FLU A + B qPCR Kit	Influenza A/B	CE
	LYO39	FLU ID-3 Genotyping qPCR Kit	Influenza A, Influenza B, Influenza A (H1Nx)	CE
	LYO40	FLU ID-2 Genotyping qPCR Kit	Influenza A, Influenza B	CE
	LYO49	hMPV qPCR Kit	Human Metapneumovirus	CE
	LYO51	Rhinovirus qPCR Kit	Rhinovirus	CE
	LYO52	Bordetella pertussis qPCR Kit	<i>Bordetella pertussis</i>	CE
	LYO53	Moraxella catarrhalis qPCR Kit	<i>Moraxella catarrhalis</i>	CE
	LYO62	Measles qPCR Kit	Measles Virus	CE
	LYO74	Mumps qPCR Kit	Mumps Virus	CE
	LYO82	MTB/non-TB Genotyping qPCR Kit	<i>Mycobacterium tuberculosis</i> , <i>Non-tuberculosis</i> (<i>M.avium</i> , <i>M.kansasii</i> , <i>M.intracellulare</i> , <i>M.abscessus</i> , <i>M.marseillense</i>)	CE
LYO87	Strep A qPCR Kit	<i>Streptococcus pyogenes</i>	CE	
LYO94	MTB/RIF Genotyping qPCR Kit	<i>Mycobacterium tuberculosis</i> , Rifampicin Resistance	CE	
LYO95	MTB/INH Genotyping qPCR Kit	<i>Mycobacterium tuberculosis</i> , Isoniazid Resistance	CE	
LYO96	Aspergillus qPCR Kit	<i>Aspergillus spp.</i>	CE	
LYO106	SARS-CoV-2 qPCR Kit	SARS-CoV-2	CE	

| ALL LYOPHILIZED PCR PRODUCTS |

Group	REF No	Name	Target	Status	
GASTROENTERITIS PATHOGENS	LYO04	Salmonella spp. qPCR Kit	<i>Salmonella spp.</i>	CE	
	LYO05	Campylobacter spp. qPCR Kit	<i>Campylobacter spp.</i>	CE	
	LYO06	Yersinia enterocolitica qPCR Kit	<i>Yersinia enterocolitica</i>	CE	
	LYO07	Shigella (EIEC) qPCR Kit	<i>Shigella/Enteroinvasive E. coli (EIEC)</i>	CE	
	LYO08	Clostridium difficile qPCR Kit	<i>Clostridium difficile</i>	CE	
	LYO09	Clostridium difficile toxin A qPCR Kit	<i>Clostridium difficile toxin A</i>	CE	
	LYO10	Clostridium difficile toxin B qPCR Kit	<i>Clostridium difficile toxin B</i>	CE	
	LYO12	Adenovirus qPCR Kit	Adenovirus	CE	
	LYO13	Astrovirus qPCR Kit	Astrovirus	CE	
	LYO16	Rotavirus qPCR Kit	Rotavirus (A/B)	CE	
	LYO17	Sapovirus qPCR Kit	Sapovirus (GI/GII/GIV/GV)	CE	
	LYO18	Cryptosporidium qPCR Kit	<i>Cryptosporidium parvum, Cryptosporidium hominis, Cryptosporidium felis, Cryptosporidium meleagridis, Cryptosporidium canis, Cryptosporidium muris</i>	CE	
	LYO19	Entamoeba histolytica qPCR Kit	<i>Entamoeba histolytica</i>	CE	
	LYO20	Giardia qPCR Kit	<i>Giardia lamblia</i>	CE	
	LYO21	Dientamoeba fragilis qPCR Kit	<i>Dientamoeba fragilis</i>	CE	
	LYO22	Entamoeba dispar qPCR Kit	<i>Entamoeba dispar</i>	CE	
	LYO23	Clostridium difficile toxin A+B qPCR Kit	<i>Clostridium difficile toxin A+B</i>	CE	
	LYO24	EHEC/EPEC/EIEC Genotyping qPCR Kit	<i>E. coli EHEC, EPEC & EIEC</i>	CE	
	LYO25	ETEC/EIEC Genotyping qPCR Kit	<i>E. coli ETEC, E. coli EIEC</i>	CE	
	LYO26	Aeromonas/Yersinia enterocolitica Genotyping qPCR Kit	<i>Aeromonas hydrophilic, Aeromonas dhakensis, Aeromonas veronii biovar sobria, Aeromonas caviae, Aeromonas veronii biovar veronii, Aeromonas jandals, Aeromonas schubertii, Aeromonas trota, Yersinia enterocolitica</i>	CE	
	LYO27	Chlamydia pneumoniae qPCR Kit	<i>Campylobacter coli, Campylobacter lari, Campylobacter Jejuni</i>	CE	
	LYO28	Salmonella/Campylobacter/Shigella (EIEC) Genotyping qPCR Kit	<i>Salmonella, Campylobacter coli, Campylobacter lari, Campylobacter Jejuni, E. Coli EIEC</i>	CE	
	LYO29	Salmonella/Campylobacter/Yersinia enterocolitica Genotyping qPCR Kit	<i>Salmonella, Campylobacter coli, Campylobacter lari, Campylobacter Jejuni, Yersinia enterocolitica</i>	CE	
	LYO30	Norovirus qPCR Kit	Norovirus GI, GII	CE	
	LYO31	Blastocystis hominis/Dientamoeba fragilis Genotyping qPCR Kit	<i>Blastocystis hominis, Dientamoeba fragilis</i>	CE	
	LYO32	Cryptosporidium/Giardia/E. histolytica Genotyping qPCR Kit	<i>Cryptosporidium parvum, Cryptosporidium hominis, Cryptosporidium felis, Cryptosporidium meleagridis, Cryptosporidium canis, Cryptosporidium muris, Giardia lamblia, Entamoeba histolytica</i>	CE	
	LYO50	Parechovirus qPCR Kit	Parechovirus	CE	
	LYO77	Rota/Adeno Genotyping qPCR Kit	Rotavirus (A/B), Adenovirus	CE	
	LYO104	Vibrio cholera qPCR Kit	<i>Vibrio cholera</i>	CE	
	CNS PATHOGENS	LYO63	Toxoplasma qPCR Kit	<i>Toxoplasma gondii</i>	RUO
		LYO131	Bacterial Meningitis Panel Genotyping qPCR Kit	<i>Neisseria meningitidis, Haemophilus influenzae, Streptococcus pneumoniae, Escherichia Coli K1, Cryptococcus gattii/neoformans, Streptococcus agalactiae</i>	CE
		LYO142	H. influenzae/N. meningitidis/S. pneumoniae Genotyping qPCR Kit	<i>Neisseria meningitidis, Haemophilus influenzae, Streptococcus pneumoniae</i>	CE

| ALL LYOPHILIZED PCR PRODUCTS |

Group	REF No	Name	Target	Status
SEXUALLY TRANSMITTED INFECTION PATHOGENS	LYO43	HEV qPCR Kit	Hepatitis E	CE
	LYO46	HPV 16/18 Genotyping qPCR Kit	HPV16, HPV18	CE
	LYO47	Neisseria Gonorrhoeae qPCR Kit	<i>Neisseria gonorrhoeae</i>	CE
	LYO48	Chlamydia trachomatis qPCR Kit	<i>Chlamydia trachomatis</i>	RUO
	LYO54	CT/NG/MG Genotyping qPCR Kit	<i>Chlamydia trachomatis</i> , <i>Neisseria gonorrhoeae</i> , <i>Mycoplasma genitalium</i>	RUO
	LYO55	Genital Ulcer Genotyping qPCR Kit	HSV1, HSV2, <i>Treponema pallidum</i>	CE
	LYO57	Gardnerella vaginalis qPCR Kit	<i>Gardnerella vaginalis</i>	CE
	LYO58	Mycoplasma genitalium qPCR Kit	<i>Mycoplasma genitalium</i>	CE
	LYO59	Trichomonas vaginalis qPCR Kit	<i>Trichomonas vaginalis</i>	CE
	LYO60	Ureaplasma parvum qPCR Kit	<i>Ureaplasma parvum</i>	CE
	LYO61	Vesicular Rash Genotyping qPCR Kit	HSV1, HSV2, Varicella-Zoster Virus	CE
	LYO68	Candida auris qPCR Kit	<i>Candida auris</i>	CE
	LYO81	Haemophilus ducreyi qPCR Kit	<i>Haemophilus ducreyi</i>	CE
	LYO85	Candida albicans qPCR Kit	<i>Candida albicans</i>	CE
	LYO88	CT/NG/TV Genotyping qPCR Kit	<i>Chlamydia trachomatis</i> , <i>Neisseria gonorrhoeae</i> , <i>Trichomonas vaginalis</i>	RUO
	LYO105	Treponema pallidum qPCR Kit	<i>Treponema pallidum</i>	RUO
TROPICAL PATHOGENS	LYO65	Chikungunya qPCR Kit	Chikungunya Virus	CE
	LYO66	Dengue qPCR Kit	Dengue Virus	CE
	LYO67	Lyme Disease qPCR Kit	<i>Borrelia burgdorferi</i>	CE
	LYO69	Malaria qPCR Kit	<i>Plasmodium falciparum</i> , <i>Plasmodium vivax</i>	CE
	LYO70	Plasmodium falciparum qPCR Kit	<i>Plasmodium falciparum</i>	CE
	LYO71	MPXV qPCR Kit	Monkeypox	CE
	LYO72	West Nile qPCR Kit	West Nile Virus	CE
	LYO73	Zika qPCR Kit	Zika Virus	CE
	LYO76	CCHFV qPCR Kit	Crimean-Congo hemorrhagic fever virus	CE
	LYO83	Dengue/Chikungunya Genotyping qPCR Kit	Dengue Virus, Chikungunya Virus	CE
	LYO84	West Nile Quantitative qPCR Kit	West Nile Virus	CE
	LYO92	Tropical ID-3 Genotyping qPCR Kit	Dengue Virus, Chikungunya Virus, Zika Virus	CE
	BLOOD DISEASE	LYO41	EBV qPCR Kit	Eppstein-Barr Virus
LYO42		CMV qPCR Kit	Cytomegalovirus	RUO
LYO44		HAV qPCR Kit	Hepatitis A	RUO
LYO45		HDV qPCR Kit	Hepatitis D	RUO
LYO64		Parvovirus B19 qPCR Kit	Parvovirus B19	CE
LYO75		TTV qPCR Kit	Torque Teno Virus	CE
LYO78		HBV qPCR Kit	Hepatitis B Virus	RUO
LYO79		HCV qPCR Kit	Hepatitis C Virus	RUO
LYO80		HIV-1 qPCR Kit	Human Immunodeficiency Virus-1	RUO
LYO90		HBV Quantitative qPCR Kit	Hepatitis B Virus	RUO
LYO91		Francisella tularensis qPCR Kit	<i>Francisella tularensis</i>	CE
LYO93		BKV/JCV Genotyping qPCR Kit	BK Virus, JC Virus	CE
LYO97		BKV qPCR Kit	BK Virus	CE
LYO100		JCV qPCR Kit	JC Virus	CE
LYO107		HDV Quantitative qPCR Kit	Hepatitis D Virus	RUO
LYO108	HCV Quantitative qPCR Kit	Hepatitis C Virus	RUO	
LYO109	CMV Quantitative qPCR Kit	Cytomegalovirus	RUO	
LYO110	EBV Quantitative qPCR Kit	Epstein-Barr virus	CE	

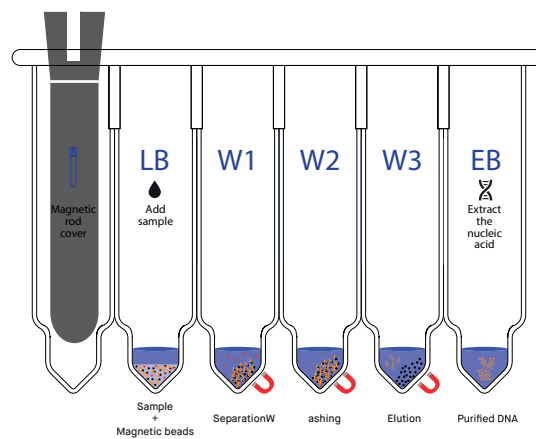
MAGNETIC BEAD-BASED SYSTEM

A Magnetic Bead-Based System is a technology or method used in various fields, particularly in the fields of molecular biology, genomics, proteomics, and diagnostics. It involves the use of tiny magnetic beads (typically nanoparticles coated with a substance that binds to specific molecules) to capture, separate, purify, or manipulate specific molecules such as DNA, RNA, proteins, or other biomolecules.

Advantages

- High Specificity
- Reduced Contamination
- Wide Applicability
- Minimal Sample Loss
- Cost-Effective

| Magnetic Bead Purification |



Magnetic Bead-Based Automated
NA Extraction System – MGX-2



Magnetic Bead-Based Automated
NA Extraction System – MGX-16



Magnetic Bead-Based Automated
NA Extraction System – MGX-32

AUTOMATED NUCLEIC ACID EXTRACTION SYSTEMS

MagPro

CE IVDR

The MagPro™ devices are a fully automated Nucleic Acid Extraction System that uses a magnetic bead-based, single cartridge, and 96 well plate format to allow simultaneous extraction of samples. The magnetic beads and buffer reagents in the kit help to separate and purify high-quality nucleic acids from a variety of clinical sample sources like blood, viruses, body fluids, etc.

The principle is based upon the affinity of magnetic beads to bind to the nucleic acids at a particular pH, thus allowing easy binding and release of the nucleic acids based on the pH conditions of the buffer. The system is designed for faster isolation of purified nucleic acids.

| Magnetic Bead-Based Automated NA Extraction System – MGX-2 |




| Performance Parameters |

REF No	MGX-2
Indication	In vitro diagnostic medical device
Intended user	For professional use in laboratories with trained staff
Capacity	1–2 samples / single extraction process
Specimen types	Whole blood, CSF, plasma, serum, urine, BAL, swab
Extraction principle	Fully automated magnetic separation
Sample volume	200 μ l
Elution volume	150 μ l
Processing time (F/S)	15 - 25 Minutes
Decontamination	UV- Lamp
Dimension	17 X 23 X 20 cm
Weight	3.5 Kg
Power supply	220V–240V 50/60Hz

| Magnetic Bead-Based Automated NA Extraction System – MGX-16 |

The MagPro™ Systems performs fully automated purification of nucleic acids using magnetic beads for up to **16** samples capabilities. Automated steps include binding of nucleic acids to magnetic beads, washing, and elution of nucleic acids.

The protocol provides all the necessary instructions for the MagPro™ to carry out automated nucleic acid purification. The transfer of samples into the different reagents and the separation of the nucleic acid from magnetic beads is performed by the magnetic rows to ensure excellent reproducibility and minimize the handling time required for the extraction of the nucleic acids.



| Performance Parameters |

REF No	MGX-16
Indication	In vitro diagnostic medical device
Intended user	For professional use in laboratories with trained staff
Capacity	16 Samples
Specimen types	Whole blood, CSF, plasma, serum, urine, BAL, swab
Extraction principle	Fully automated magnetic separation
Sample volume	200 µl
Elution volume	100 µl
Processing time (F/S)	15 - 25 Minutes
Decontamination	UV- Lamp
Dimension	320 × 227 × 332 mm
Weight	12.8 Kg
Power supply	220V–240V 50/60Hz

| Magnetic Bead-Based Automated NA Extraction System - MGX-32 |

The MGX-32 Automatic Nucleic Acid Purification System is a high-throughput, fully automated solution designed for efficient and reliable nucleic acid extraction. Utilizing advanced magnetic bead separation technology, it ensures consistent and contamination-free purification of DNA and RNA from diverse sample types.

Ideal for clinical diagnostics, research laboratories, and high-demand molecular workflows, the MGX-32 enhances productivity while maintaining exceptional accuracy and reproducibility.



| Performance Parameters |

REF No	MGX-32
Indication	In vitro diagnostic medical device
Intended user	For professional use in laboratories with trained staff
Capacity	32 Samples
Specimen types	Whole blood, CSF, plasma, serum, urine, BAL, swab
Extraction principle	Fully automated magnetic separation
Sample volume	200 μ l
Elution volume	100 μ l
Processing time (F/S)	15 - 25 Minutes
Decontamination	UV- Lamp
Dimension	420 x 400 x 480 mm
Weight	33 Kg
Power supply	220V-240V 50/60Hz

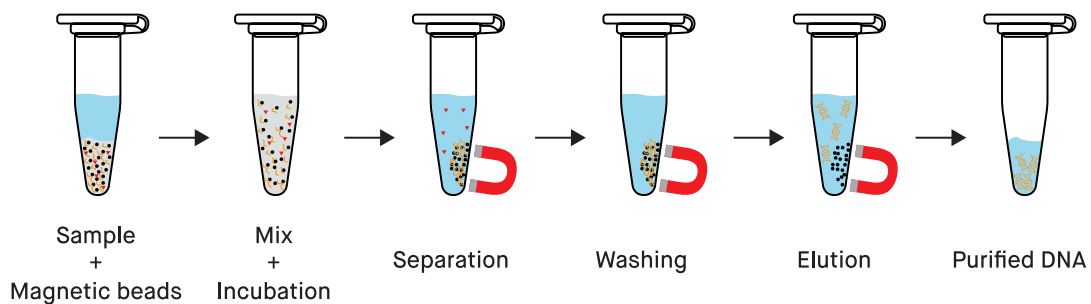
MAGNETIC BEAD BASED NUCLEIC ACID EXTRACTION KITS

MagFast

The MagFast Nucleic Acid Purification Kits are designed for the rapid isolation of nucleic acids (DNA, RNA) from viruses, bacteria, and yeast, fungi in biofluid and transport media samples. You can use the nucleic acid purified in this kit in a broad range of molecular biology downstream applications, such as sequencing and qPCR. This kits are valid for these Automated Nucleic Acid Extraction Systems.

Advantages

- Enhanced sample throughput capability
- Generation of high yields of nucleic acid
- Isolation of pure, high-quality nucleic acid
- Attainment of a Nucleic Acid 260/280 Ratio within the range of 1.8 - 1.9



| Total Nucleic Acid Purification Kit | CE IVDR



| Products and Features |

REF No	MGF01	Compatible System	KingFisher™ FLEX
Sample Type	CSF, plasma, serum, urine, BAL, Swab	Storage	15 °C - 25 °C
Sample Volume	200 µL	Kit Size	100 R
Elution Volume	100-150 µL	Status	CE-IVDR
Target	DNA/RNA		

| Single-Cartridge Nucleic Acid Purification Kit |



| Products and Features |

REF No	MGF02	Target	DNA/RNA
Technology	Magnetic Bead	Compatible System	MagPro™ Magnetic Bead Based Automated NA Extraction System
Sample Type	CSF, plasma, serum, urine, BAL, Swab	Storage	15 °C - 25 °C
Sample Volume	200 µL	Kit Size	48 R
Elution Volume	150 µL	Status	CE-IVDR

| 16 Total Nucleic Acid Purification Kit |



| Products and Features |

REF No	MGF03	Target	DNA/RNA
Technology	Magnetic Bead	Compatible System	MagPro™ Magnetic Bead Based Automated NA Extraction System MGX-16
Sample Type	CSF, plasma, serum, urine, BAL, Swab	Storage	15 °C - 25 °C
Sample Volume	200 µL	Kit Size	48 R
Elution Volume	100-200 µl	Status	CE-IVDR

| 16-Flex Total Nucleic Acid Purification Kit |



| Products and Features |

REF No	MGF04	Target	DNA/RNA
Technology	Magnetic Bead	Compatible System	MagPro™ Magnetic Bead Based Automated NA Extraction System MGX-16
Sample Type	CSF, plasma, serum, urine, BAL, Swab	Storage	15 °C - 25 °C
Sample Volume	200 µL	Kit Size	96 R
Elution Volume	100-200 µl	Status	CE-IVDR

Genomic DNA Purification Kit From Blood



The Genomic DNA Purification Kit From Blood is designed for the rapid isolation of nucleic acids (DNA, RNA) from viruses, bacteria, and yeast, fungi in blood. You can use the nucleic acid purified in this kit in a broad range of molecular biology downstream applications, such as sequencing and qPCR. This Kit is valid for these Automated Nucleic Acid Extraction Systems.

Advantages

- Enhanced sample throughput capability
- Generation of high yields of nucleic acid
- Isolation of pure, high-quality nucleic acid
- Attainment of a Nucleic Acid 260/280 Ratio within the range of 1.8 - 1.9



Products and Features

Genomic DNA Purification Kit From Blood			
REF No	MGF05	Target	DNA/RNA
Technology	Magnetic Bead	Compatible System	MagPro™ Magnetic Bead Based Automated NA Extraction System MGX-16
Sample Type	Whole blood	Storage	15 °C - 25 °C
Sample Volume	200 µL	Kit Size	96 R
Elution Volume	100-200 µl	Status	CE-IVDR

Single-Cartridge Genomic DNA Purification Kit From Blood			
REF No	MGF06	Target	DNA/RNA
Technology	Magnetic Bead	Compatible System	MagPro™ Magnetic Bead Based Automated NA Extraction System MGX-16
Sample Type	Whole blood	Storage	15 °C - 25 °C
Sample Volume	200 µL	Kit Size	96 R
Elution Volume	100-200 µl	Status	CE-IVDR

16 Genomic DNA Purification Kit From Blood			
REF No	MGF07	Target	DNA/RNA
Technology	Magnetic Bead	Compatible System	MagPro™ Magnetic Bead Based Automated NA Extraction System MGX-16
Sample Type	Whole blood	Storage	15 °C - 25 °C
Sample Volume	200 µL	Kit Size	96 R
Elution Volume	100-200 µl	Status	CE-IVDR

16-Flex Genomic DNA Purification Kit From Blood			
REF No	MGF08	Target	DNA/RNA
Technology	Magnetic Bead	Compatible System	MagPro™ Magnetic Bead Based Automated NA Extraction System MGX-16
Sample Type	Whole blood	Storage	15 °C - 25 °C
Sample Volume	200 µL	Kit Size	96 R
Elution Volume	100-200 µl	Status	CE-IVDR

Genomic DNA Purification Kit From Bacteria



The Genomic DNA Purification Kit From Bacteria is designed for the rapid isolation of nucleic acids (DNA, RNA) from bacteria in biofluid and transport media samples. You can use the nucleic acid purified in this kit in a broad range of molecular biology downstream applications, such as sequencing and qPCR. This Kit is valid for these Automated Nucleic Acid Extraction Systems.

Advantages

- Enhanced sample throughput capability
- Generation of high yields of nucleic acid
- Isolation of pure, high-quality nucleic acid
- Attainment of a Nucleic Acid 260/280 Ratio within the range of 1.8 - 1.9



Products and Features

Genomic DNA Purification Kit From Bacteria			
REF No	MGF09	Target	DNA/RNA
Technology	Magnetic Bead	Compatible System	MagPro™ Magnetic Bead Based Automated NA Extraction System MGX-16
Sample Type	CSF, plasma, serum, urine, BAL, Swab	Storage	15 °C - 25 °C
Sample Volume	200 µL	Kit Size	96 R
Elution Volume	100-200 µl	Status	CE-IVDR

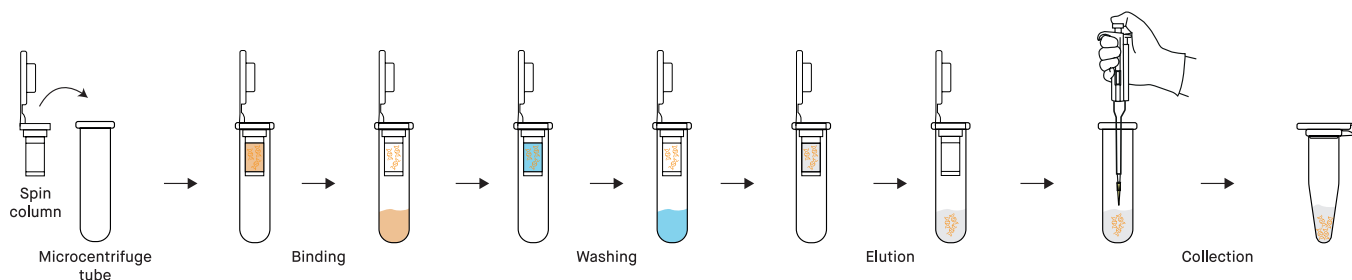
Single-Cartridge Genomic DNA Purification Kit From Bacteria			
REF No	MGF10	Target	DNA/RNA
Technology	Magnetic Bead	Compatible System	MagPro™ Magnetic Bead Based Automated NA Extraction System MGX-16
Sample Type	CSF, plasma, serum, urine, BAL, Swab	Storage	15 °C - 25 °C
Sample Volume	200 µL	Kit Size	96 R
Elution Volume	100-200 µl	Status	CE-IVDR

16 Genomic DNA Purification Kit from Bacteria			
REF No	MGF11	Target	DNA/RNA
Technology	Magnetic Bead	Compatible System	MagPro™ Magnetic Bead Based Automated NA Extraction System MGX-16
Sample Type	CSF, plasma, serum, urine, BAL, Swab	Storage	15 °C - 25 °C
Sample Volume	200 µL	Kit Size	96 R
Elution Volume	100-200 µl	Status	CE-IVDR

16-Flex Genomic DNA Purification Kit From Bacteria			
REF No	MGF12	Target	DNA/RNA
Technology	Magnetic Bead	Compatible System	MagPro™ Magnetic Bead Based Automated NA Extraction System MGX-16
Sample Type	CSF, plasma, serum, urine, BAL, Swab	Storage	15 °C - 25 °C
Sample Volume	200 µL	Kit Size	96 R
Elution Volume	100-200 µl	Status	CE-IVDR

SPIN COLUMN EXTRACTION

Spin column extraction is a molecular biology technique for isolating and purifying DNA, RNA, or proteins. It involves binding target molecules to a column, washing away contaminants, and eluting the purified molecules through centrifugation, resulting in high-quality, isolated material.



ViraSens

| Viral DNA Purification Kit | CE IVDR

Viral DNA Purification Kit is designed for the purification of Viral DNA from cell-free samples such as body fluids, serum, plasma, and supernatant of virally infected cell cultures. The viral DNA obtained can be used directly for various procedures such as RT-PCR, Cloning, RFLP analysis, sequencing, qPCR, viral load determination, viral genotyping, and detection of viruses.

Advantages

- No toxic reagents
- No steps involving phenol/chloroform extraction or alcohol precipitation
- Simple, quick, efficient, and widely accepted spin-column method
- Excellent sensitivity and consistent performance
- Suitable for further testing such as real-time PCR



Ref. No	Name	Storage	Kit Size	Status
VIRA01	Viral Nucleic Acid Purification Kit	2°C~25°C	100 R	CE-IVDR
VIRA02	Genomic DNA Purification From Blood	2°C~25°C	100 R	CE-IVDR
VIRA03	Viral RNA Purification Kit	2°C~25°C	100 R	CE-IVDR
VIRA04	Genomic DNA Purification Kit From Bacteria	2°C~25°C	100 R	CE-IVDR
VIRA05	Genomic DNA Purification From Tissue	2°C~25°C	100 R	CE-IVDR
VIRA06	Viral DNA Purification Kit	2°C~25°C	100 R	CE-IVDR
VIRA07	Plasmid DNA Purification Kit	2°C~25°C	100 R	CE-IVDR
VIRA08	Gel Nucleic Acid Purification Kit	2°C~25°C	100 R	CE-IVDR

UNIVERSAL MEDIUMS

VTFOR

| Universal Medium Series |

CE IVDR

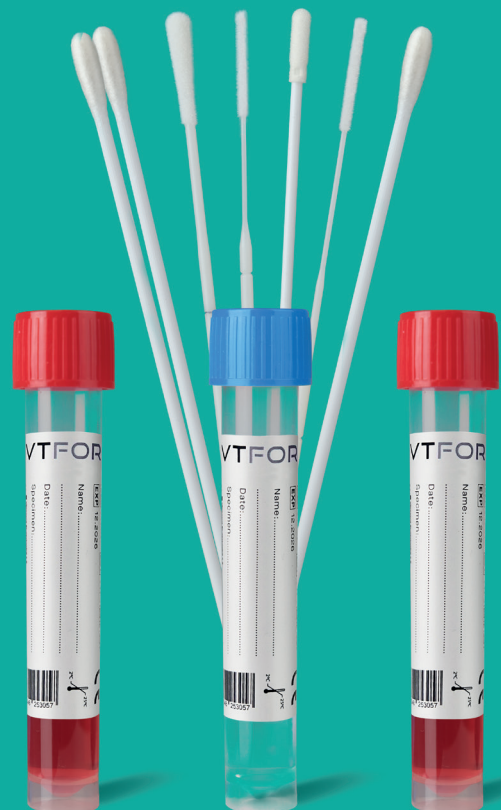
Reliable Sample Collection, Stabilization, and Transport – All in One Solution

The **VTFOR™ Universal Medium Series** is designed to ensure the safe collection, transport, and preservation of clinical samples containing viruses, bacteria, fungus, protozoas and nucleic acids. This comprehensive product line includes **Viral Transport Medium (VTM)**, **Universal Transport Medium (UTM)**, and **Nucleic Acid Transport (NAT) Medium**, providing flexible solutions tailored to a wide range of diagnostic workflows.

Engineered for performance and convenience, VTFOR™ products maintain sample integrity from collection to analysis, making them ideal for molecular diagnostics, including PCR-based applications.

Advantages

- **Ready-to-use format** for immediate sample collection
- **Optimized formulations** for viability of pathogens and nucleic acid stability
- **Broad compatibility** with nasopharyngeal, oropharyngeal, STIs and HPV swab samples
- **Enhanced contamination control** through advanced formulation and sterile design
- **Maintains sample integrity** over extended transport periods
- **Flexible storage conditions (2°C – 25°C)** for ease of logistics
- **Durable tubes:** crack-resistant, leak-proof, and stand-up design
- **Fully compatible** with downstream molecular assays such as PCR and RT-PCR



Ref. No	Name	Storage	Kit Size	Status
VTF01	Viral Transport Medium	2°C~ 25°C	100 T	CE-IVDR
VTF02	Universal Transport Medium	2°C~ 25°C	100 T	CE-IVDR
VTF03	Nucleic Acid Transport (NAT) Medium	2°C~ 25°C	100 T	CE-IVDR



DNA & RNA Stabilization

Specially formulated medium inhibits DNase and RNase activity, preserving nucleic acids from viruses and microorganisms.



Optimized Sample

Ensure efficient sample collection and release from the swab, maximizing viability of the viruses, bacteria, fungi, protozoa and stability of nucleic acid for downstream applications



Safe Sample Handling

Stabilizes sample and reduces degradation, ensuring reliable transport and processing of specimens.
















Compatible with Molecular Assays

Validated for use with PCR, RT-PCR, and other nucleic acid amplification platforms, including automated systems.














Viral Transport Medium

REF NO: VTF01

Model	VTF012	VTF013		
Filling	2 mL	3 mL		
Description	12x80 mm tube filled with VTF01 VTM Medium			
Kit Size	100			
Specimen	-			
Model	VTF01NP52	VTF01NP53		
Filling	2 mL	3 mL		
Description	12x80 mm tube filled with VTF01 VTM Medium +1 Nasopharyngeal flocked swab (flexible, breakpoint ~5 cm)			
Kit Size	100			
Specimen	Nasopharyngeal (NP) – Respiratory viruses		Nasopharyngeal Swab	
Model	VTF01NP82	VTF01NP83		
Filling	2 mL	3 mL		
Description	12x80 mm tube filled with VTF01 VTM Medium +1 Nasopharyngeal flocked swab (flexible, breakpoint ~8 cm)			
Kit Size	100			
Specimen	Nasopharyngeal (NP) – Respiratory viruses		Nasopharyngeal Swab	
Model	VTF01OP62	VTF01OP63		
Filling	2 mL	3 mL		
Description	12x80 mm tube filled with VTF01 VTM Medium + 1 Oropharyngeal swab (breakpoint ~6 cm)			
Kit Size	100			
Specimen	Oropharyngeal (OP) – Viral throat infections		Oropharyngeal Swab	
Model	VTF01PU62	VTF01PU63		
Filling	2 mL	3 mL		
Description	12x80 mm tube filled with VTF01 VTM Medium + 1 PU/Sponge swab (breakpoint ~6 cm)			
Kit Size	100			
Specimen	Urethral / Vaginal – Viral STI testing		PU/Sponge Swab	
Model	VTF01PS62	VTF01PS63		
Filling	2 mL	3 mL		
Description	12x80 mm tube filled with VTF01 VTM Medium + 1 HPV test sampling swabs (breakpoint ~6 cm)			
Kit Size	100			
Specimen	Cervical / Vaginal – HPV testing		HPV Test Sampling Swab	
Model	VTF01DOP62	VTF01DOP63		
Filling	2 mL	3 mL		
Description	12x80 mm tube filled with VTF01 VTM Medium + 1 double OP swab (breakpoint ~6 cm)			
Kit Size	100			
Specimen	Oropharynx – Viral throat infections		Double OP Swab	

Universal Transport Medium

REF NO: VTF02

Model	VTF022	VTF023		
Filling	2 mL	3 mL		
Description	12x80 mm tube filled with VTF02 UTM Medium			
Kit Size	100			
Specimen	-			
Model	VTF02NP52	VTF02NP53		
Filling	2 mL	3 mL		
Description	12x80 mm tube filled with VTF02 UTM Medium +1 Nasopharyngeal flocked swab (flexible, breakpoint ~5 cm)			
Kit Size	100			
Specimen	Nasopharyngeal (NP) – Respiratory infections		Nasopharyngeal Swab	
Model	VTF02NP82	VTF02NP83		
Filling	2 mL	3 mL		
Description	12x80 mm tube filled with VTF02 UTM Medium +1 Nasopharyngeal flocked swab (flexible, breakpoint ~8 cm)			
Kit Size	100			
Specimen	Nasopharyngeal (NP) – Respiratory infections		Nasopharyngeal Swab	
Model	VTF02OP62	VTF02OP63		
Filling	2 mL	3 mL		
Description	12x80 mm tube filled with VTF02 UTM Medium +1 Oropharyngeal swab (breakpoint ~6 cm)			
Kit Size	100			
Specimen	Oropharyngeal (OP) – Throat infections		Oropharyngeal Swab	
Model	VTF02PU62	VTF02PU63		
Filling	2 mL	3 mL		
Description	12x80 mm tube filled with VTF02 UTM Medium +1 PU/Sponge swab (breakpoint ~6 cm)			
Kit Size	100			
Specimen	Urethral / Vaginal – STI testing		PU/Sponge Swab	
Model	VTF02PS62	VTF02PS63		
Filling	2 mL	3 mL		
Description	12x80 mm tube filled with VTF02 UTM Medium +1 HPV test sampling swabs (breakpoint ~6 cm)			
Kit Size	100			
Specimen	Cervical / Vaginal – HPV testing		HPV Test Sampling Swab	
Model	VTF02DOP62	VTF02DOP63		
Filling	2 mL	3 mL		
Description	12x80 mm tube filled with VTF02 UTM Medium +1 double OP swab (breakpoint ~6 cm)			
Kit Size	100			
Specimen	Oropharynx – Throat infections (Dual sampling)		Double OP Swab	

Nucleic Acid Transport (NAT) Medium

REF NO: VTF03

Model	VTF032
Description	12x80 mm tube filled with 2 mL VTF03 NAT Medium
Kit Size	100
Specimen	-



Model	VTF03NP52
Description	12x80 mm tube filled with 2 mL VTF03 NAT Medium + 1 Nasopharyngeal flocked swab (flexible, breakpoint ~5 cm)
Kit Size	100
Specimen	Nasopharyngeal (NP) – Respiratory viruses



Nasopharyngeal Swab



Model	VTF03NP82
Description	12x80 mm tube filled with 2 mL VTF03 NAT Medium + 1 Nasopharyngeal flocked swab (flexible, breakpoint ~8 cm)
Kit Size	100
Specimen	Nasopharyngeal (NP) – Respiratory viruses



Nasopharyngeal Swab




Model	VTF03OP62
Description	12x80 mm tube filled with 2 mL VTF03 NAT Medium + 1 Oropharyngeal swab (breakpoint ~6 cm)
Kit Size	100
Specimen	Oropharyngeal (OP) – Throat infections



Oropharyngeal Swab



Model	VTF03PU62
Description	12x80 mm tube filled with 2 mL VTF03 NAT Medium + 1 PU/Sponge swab (breakpoint ~6 cm)
Kit Size	100
Specimen	Urethral / Vaginal – STI testing



PU/Sponge Swab



Model	VTF03PS62
Description	12x80 mm tube filled with 2 mL VTF03 NAT Medium + 1 HPV test sampling swabs (breakpoint ~6 cm)
Kit Size	100
Specimen	Cervical / Vaginal – HPV testing



HPV Test Sampling Swab



Model	VTF03DOP62
Description	12x80 mm tube filled with 2 mL VTF03 NAT Medium + 1 double OP swab (breakpoint ~6 cm)
Kit Size	100
Specimen	Oropharynx – Throat infections (dual sampling)



Double OP Swab





IN TEST WE TRUST

vitrosens.com